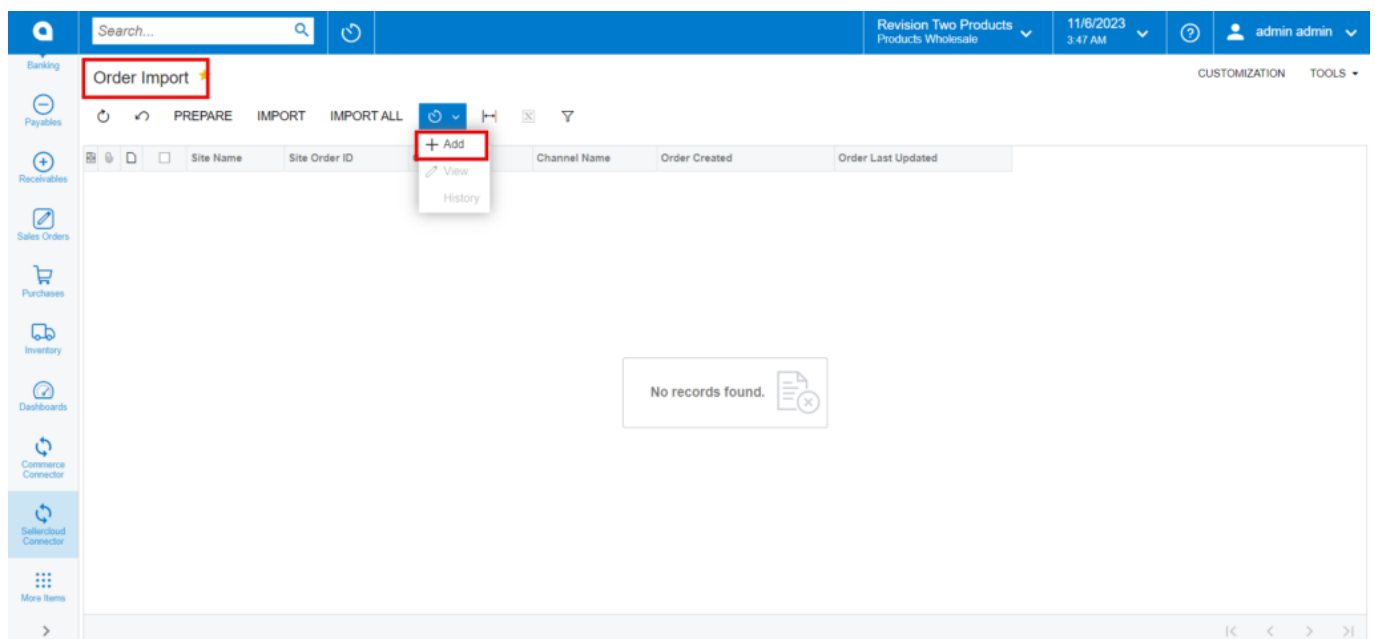


Order Import



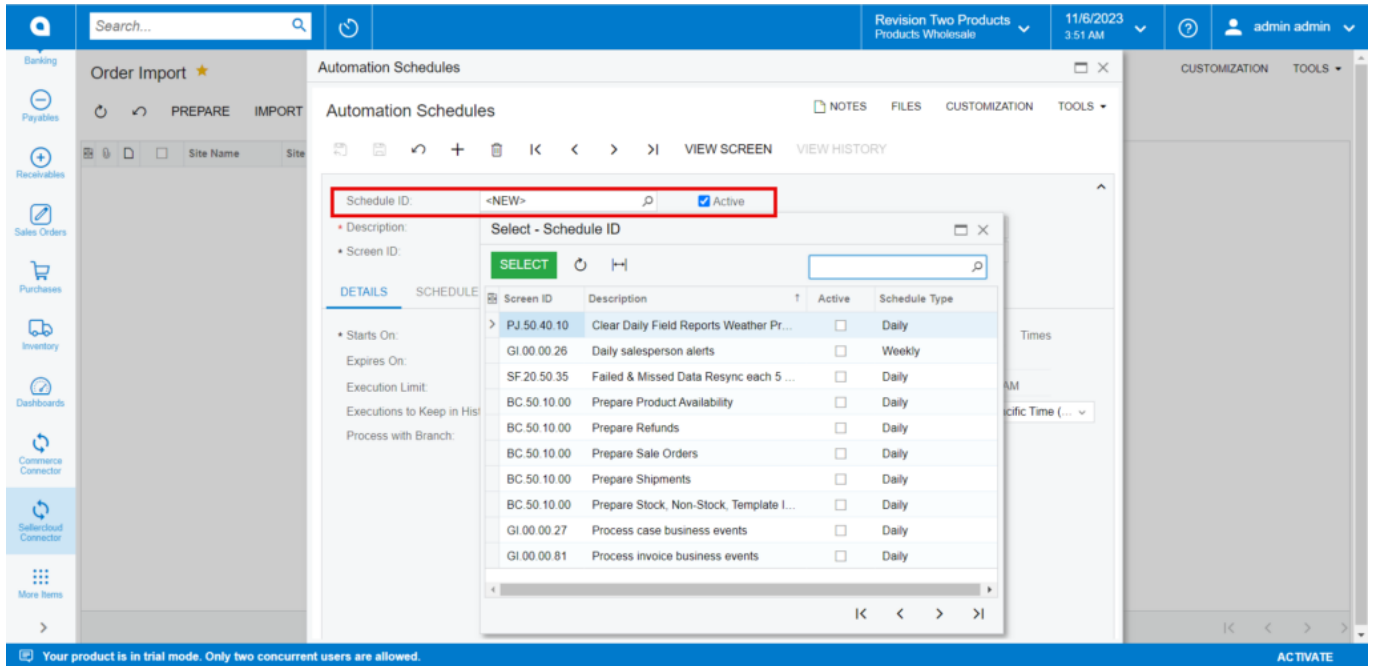
The data available in the Data Exchange will be displayed in the order import based on the Specific channel, site, and connector ID.

If you have completed any steps and a specific order is created in Acumatica, the Data Exchange screen will retrieve the data and display it in the order import screen. It won't create and display in Acumatica if you haven't done anything.



Order Import Screen

- You can set up the schedulers based on the schedulers, orders will be created and import to Acumatica.
- Click on **[ADD]**.
- You need to search for the **[Schedule ID]** from the Schedule ID screen.



Automation Schedules

Schedule ID: <NEW> Active

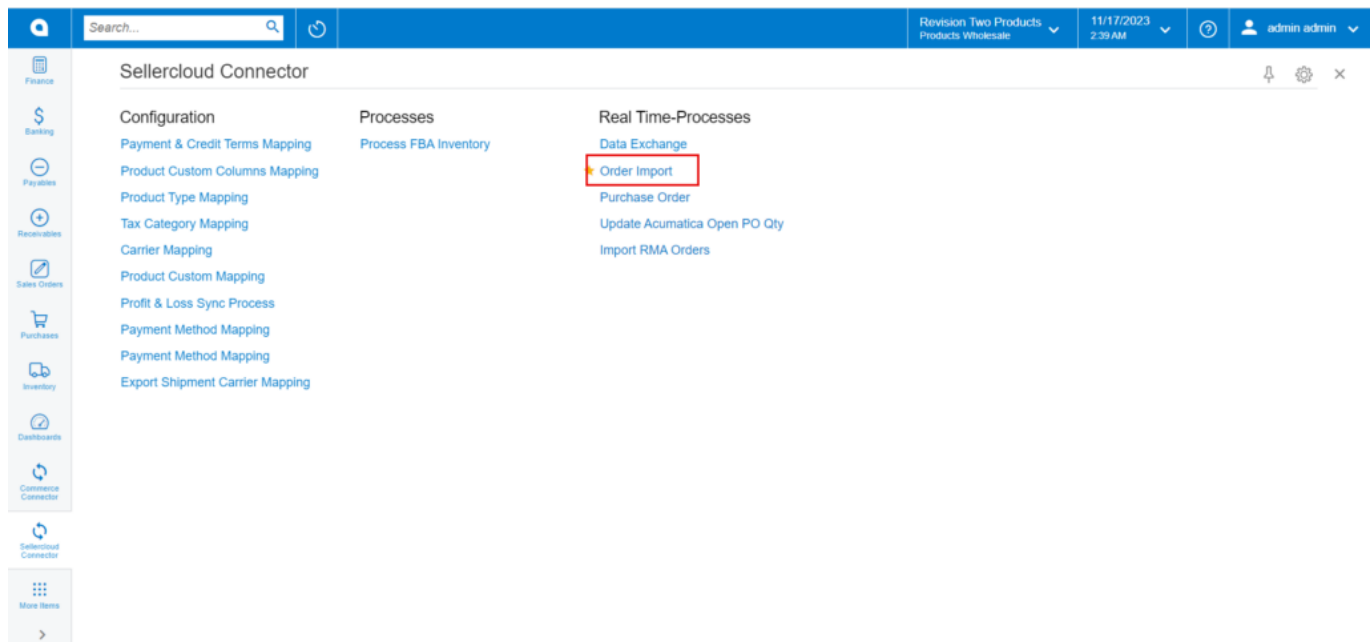
Select - Schedule ID

Screen ID	Description	Active	Schedule Type
PJ.50.40.10	Clear Daily Field Reports Weather Pr...	<input type="checkbox"/>	Daily
GI.00.00.26	Daily salesperson alerts	<input type="checkbox"/>	Weekly
SF.20.50.35	Failed & Missed Data Resync each 5 ...	<input type="checkbox"/>	Daily
BC.50.10.00	Prepare Product Availability	<input type="checkbox"/>	Daily
BC.50.10.00	Prepare Refunds	<input type="checkbox"/>	Daily
BC.50.10.00	Prepare Sale Orders	<input type="checkbox"/>	Daily
BC.50.10.00	Prepare Shipments	<input type="checkbox"/>	Daily
BC.50.10.00	Prepare Stock, Non-Stock, Template L...	<input type="checkbox"/>	Daily
GI.00.00.27	Process case business events	<input type="checkbox"/>	Daily
GI.00.00.81	Process invoice business events	<input type="checkbox"/>	Daily

Your product is in trial mode. Only two concurrent users are allowed. ACTIVATE

Automation Schedules

You need to navigate to **[SellerCloud Connector]** in Acumatica and click on **[Order Import]** under **[Real Time Processes]** and you will land in a new screen.



Order Import

- You need to check for the **[Order Number]** in **[Order Import]** screen which is generated in SellerCloud Connector.
- You must enable the Check box.

Q

Search...

Finance

Banking

Payments

Recoverables

Sales Orders

Purchases

Inventory

Dashboard

Commerce Connector

Salesforce Connector

More Items

Revision Two Products

Products Wholesale

11/17/2023

2:44 AM

admin admin

CUSTOMIZATION

TOOLS

Order Import

PREPARE

IMPORT

IMPORT ALL

Order Created

Order Last Updated

Site Name	Site Order ID	Order Status	Channel Name	Order Created	Order Last Updated
SC23R1	7181263	Completed	Local_Store	11/17/2023 03:39:22 AM	11/17/2023 03:53:01 AM
SC23R1	7180301	Completed	Local_Store	11/16/2023 11:55:29 AM	11/16/2023 11:58:21 AM
SC23R1	7180290	Completed	Local_Store	11/16/2023 11:44:23 AM	11/16/2023 11:47:48 AM
SC23R1	7180149	Completed	Local_Store	11/16/2023 09:24:21 AM	11/16/2023 09:30:39 AM
SC23R1	7180138	Completed	Local_Store	11/16/2023 09:12:19 AM	11/16/2023 09:18:09 AM
SC23P1	7175864	Completed	Local_Store	11/13/2023 06:01:37 AM	11/15/2023 07:00:35 AM
SC23R1	7171642	InProcess	Local_Store	11/10/2023 05:33:26 AM	11/10/2023 05:50:13 AM
SC23R1	7170652	Completed	Local_Store	11/09/2023 01:00:16 PM	11/09/2023 01:02:18 PM
SC23R1	7170459	Completed	Local_Store	11/09/2023 09:50:21 AM	11/09/2023 09:54:17 AM
SC23R1	7170453	InProcess	Local_Store	11/09/2023 09:45:43 AM	11/09/2023 09:46:02 AM
SC23R1	7170452	InProcess	Local_Store	11/09/2023 09:42:21 AM	11/09/2023 09:42:45 AM
SC23R1	7170314	Completed	Local_Store	11/09/2023 07:29:01 AM	11/09/2023 08:02:36 AM
SC23R1	7170336	Completed	Local_Store	11/09/2023 07:47:03 AM	11/09/2023 07:58:21 AM
SC23R1	7170330	InProcess	Local_Store	11/09/2023 07:42:36 AM	11/09/2023 07:43:00 AM
SC23R1	7170253	Completed	Local_Store	11/09/2023 06:27:39 AM	11/09/2023 06:36:16 AM
SC23R1	7170227	Completed	Local_Store	11/09/2023 06:03:36 AM	11/09/2023 06:15:40 AM
SC23R1	7170029	Completed	Local_Store	11/09/2023 02:43:38 AM	11/09/2023 05:16:34 AM
SC23R1	7168943	Completed	Wholesale	11/08/2023 08:36:50 AM	11/08/2023 08:50:27 AM

Order Import

- Click on **[Import]**.
- A pop-up message will appear on the screen as processed.

Order Import

Processing completed, 00:00:02 Elapsed

1	Processed	Errors	0	Warnings	0	Remaining	1	Total
---	-----------	--------	---	----------	---	-----------	---	-------

CLOSE

Processing Completed