

Tax Import Preferences

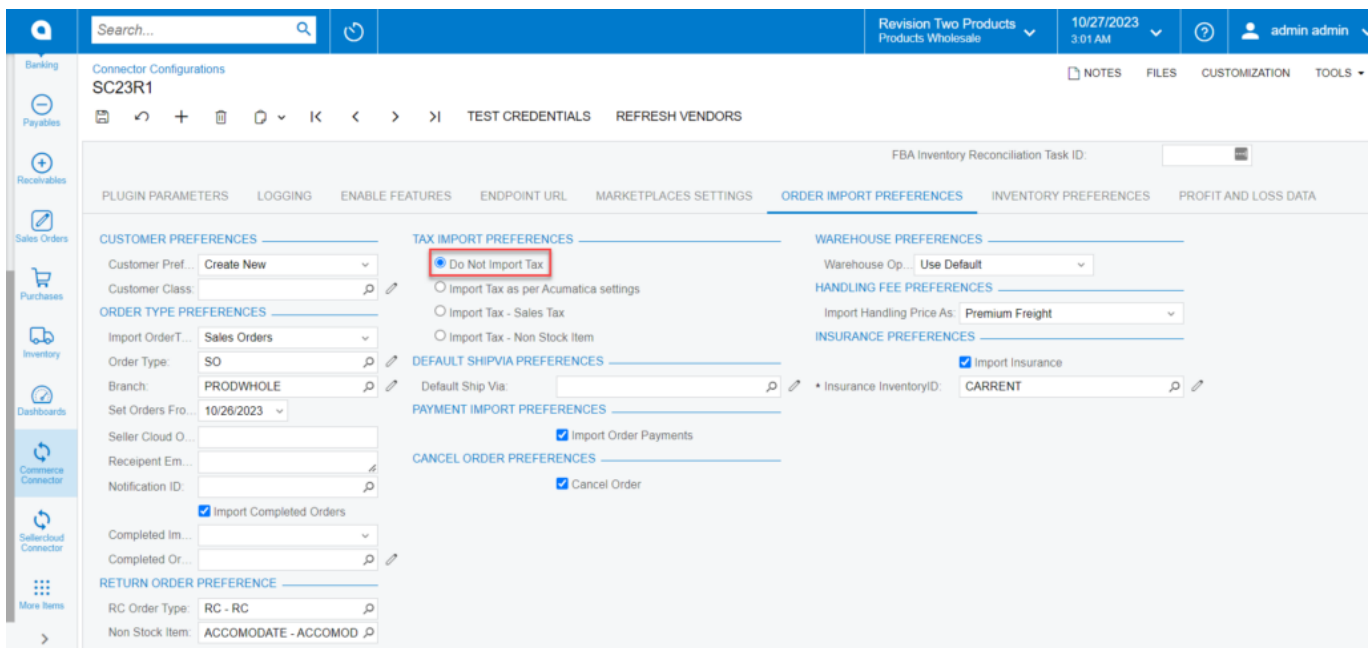


Tax import preferences involve settings and configurations related to importing tax-related data. These preferences help define how tax information is brought into the system, ensuring accurate calculations and compliance with tax regulations.

- For tagging the **[Tax Import Preferences]**, You have the following options.
 - Do Not Import Tax
 - Import Tax as per Acumatica settings.
 - Import Tax- Sales Tax
 - Import Tax-Non-Stock Item

Do Not Import Tax

Upon selecting the **[Do Not Import Tax]** the tax amount calculated in the SellerCloud Connector will not be reflected in Acumatica.



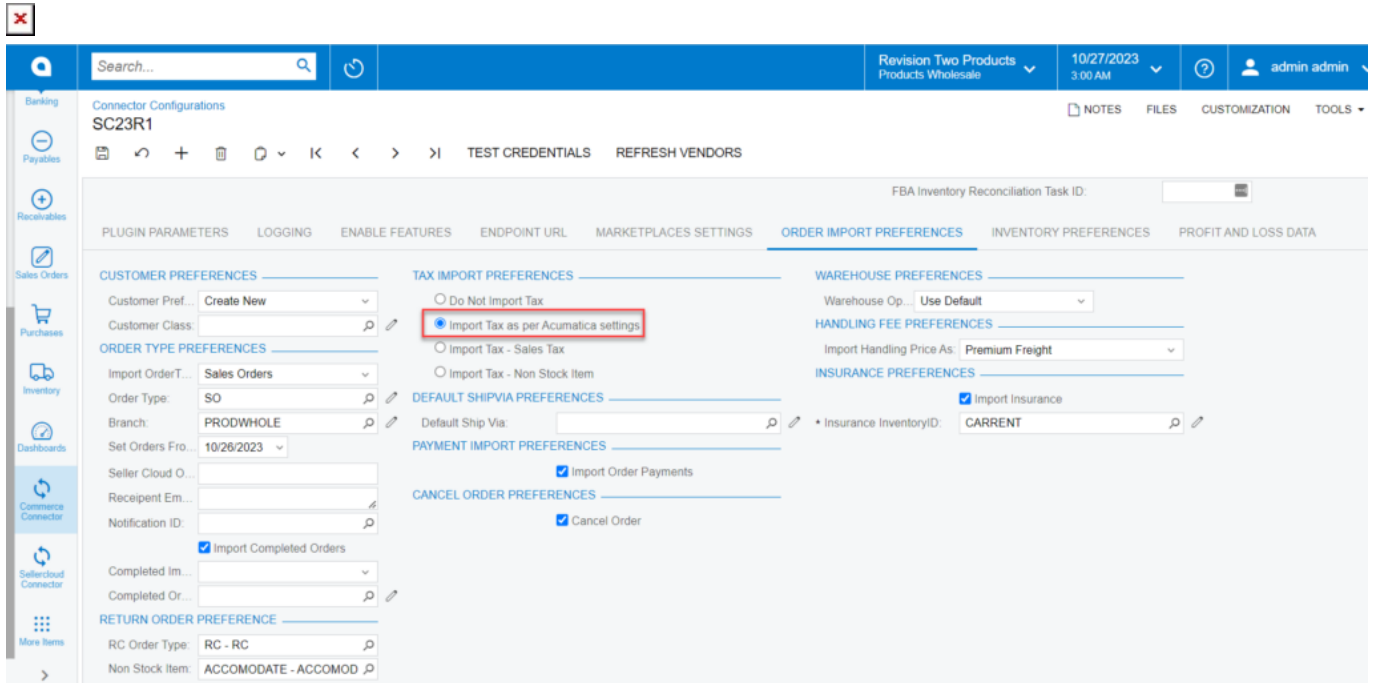
The screenshot shows the 'ORDER IMPORT PREFERENCES' tab in the SellerCloud Connector interface. Under the 'TAX IMPORT PREFERENCES' section, the 'Do Not Import Tax' option is selected, indicated by a red box. Other visible options include 'Import Tax as per Acumatica settings', 'Import Tax - Sales Tax', and 'Import Tax - Non Stock Item'. The interface also shows various other preference sections like 'CUSTOMER PREFERENCES', 'WAREHOUSE PREFERENCES', 'HANDLING FEE PREFERENCES', 'INSURANCE PREFERENCES', 'DEFAULT SHIP VIA PREFERENCES', 'PAYMENT IMPORT PREFERENCES', 'CANCEL ORDER PREFERENCES', and 'RETURN ORDER PREFERENCE'.

Tax Import Preferences (Do Not Import Tax)

Import Tax as per Acumatica Settings



If you Toggle **[Import Tax as per Acumatica Settings]** the tax setups, you have added in Acumatica will be calculated.



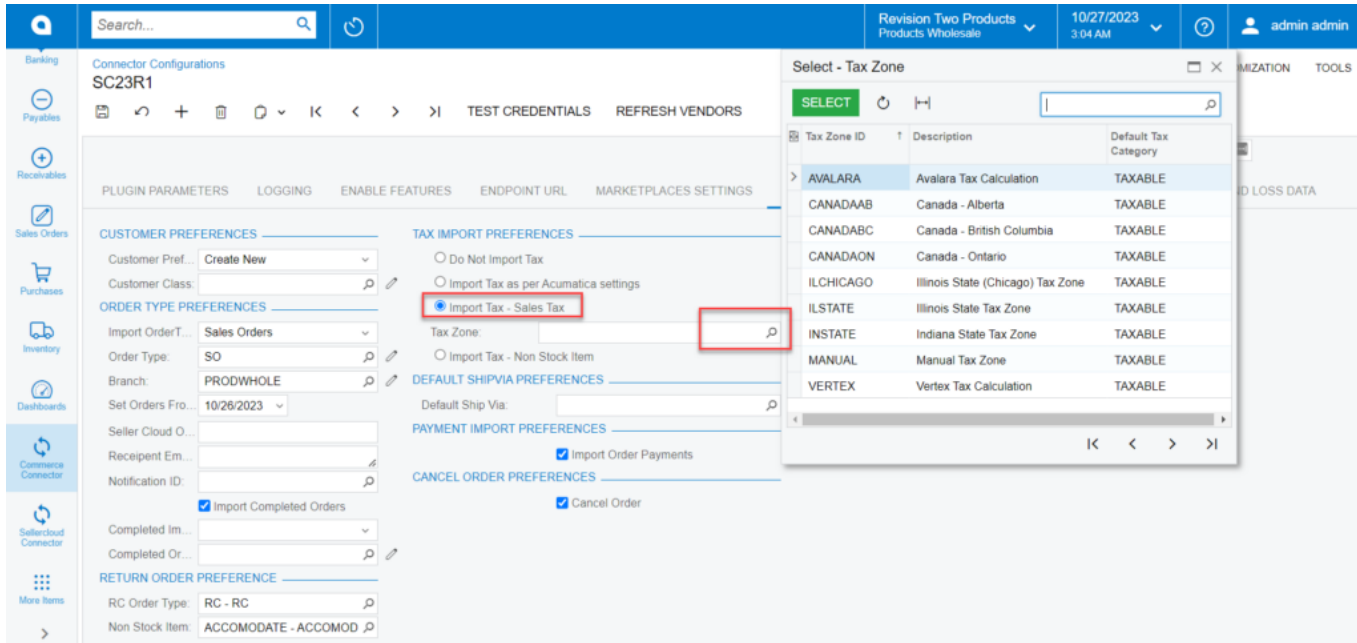
The screenshot shows the 'Connector Configurations' page for 'SC23R1'. The 'ORDER IMPORT PREFERENCES' tab is active. Under 'TAX IMPORT PREFERENCES', the option 'Import Tax as per Acumatica settings' is selected and highlighted with a red box. Other visible options include 'Do Not Import Tax', 'Import Tax - Sales Tax', and 'Import Tax - Non Stock Item'. The 'CUSTOMER PREFERENCES' section shows 'Customer Pref...' set to 'Create New' and 'Customer Class' set to 'PRODWHOLE'. The 'ORDER TYPE PREFERENCES' section shows 'Import OrderT...' set to 'Sales Orders' and 'Order Type' set to 'SO'. The 'WAREHOUSE PREFERENCES' section shows 'Warehouse Op...' set to 'Use Default'. The 'HANDLING FEE PREFERENCES' section shows 'Import Handling Price As' set to 'Premium Freight'. The 'INSURANCE PREFERENCES' section shows 'Import Insurance' checked and 'Insurance InventoryID' set to 'CURRENT'. The 'PAYMENT IMPORT PREFERENCES' section shows 'Import Order Payments' checked. The 'CANCEL ORDER PREFERENCES' section shows 'Cancel Order' checked. The 'RETURN ORDER PREFERENCE' section shows 'RC Order Type' set to 'RC - RC' and 'Non Stock Item' set to 'ACCOMMODATE - ACCOMOD'.

Tax Import Preferences (Import Tax as per Acumatica Settings)

Import Tax -Sales Tax

If you want to add the tax associated with a certain **[Tax Zone]** and import your tax, then proceed with **[Import Tax-Sales Tax]**.

- Toggle **[Import Tax-Sales Tax]**, then **[Tax Zone]** will show a pop-up and search for the **[Tax zone]**.



The screenshot shows the 'Connector Configurations' page for 'SC23R1'. The 'TAX IMPORT PREFERENCES' section is active, with the 'Import Tax - Sales Tax' radio button selected. A 'Select - Tax Zone' modal is open, displaying a table of tax zones. The 'AVALARA' zone is selected in the modal. The 'Tax Zone' field in the preferences is also highlighted.

Tax Zone ID	Description	Default Tax Category
AVALARA	Avalara Tax Calculation	TAXABLE
CANADAAB	Canada - Alberta	TAXABLE
CANADABC	Canada - British Columbia	TAXABLE
CANADAON	Canada - Ontario	TAXABLE
ILCHICAGO	Illinois State (Chicago) Tax Zone	TAXABLE
ILSTATE	Illinois State Tax Zone	TAXABLE
INSTATE	Indiana State Tax Zone	TAXABLE
MANUAL	Manual Tax Zone	TAXABLE
VERTEX	Vertex Tax Calculation	TAXABLE

Tax Import Preferences (Import Tax- Sales Tax)

Import Tax -Non-Stock Item

If you want to import tax information at the order level as a non-stock item, then proceed with **[Import Tax-Stock Item]**.

- Toggle **[Import Tax -Sales Tax]** then the order syncs from SellerCloud Connector to Acumatica,
- Select the non-stock item from the **[Inventory ID]**.
- Then a new non-stock item will be added.

Search... Revision Two Products Products Wholesale 10/27/2023 4:08 AM admin admin

Banking Payables Receivables Sales Orders Purchases Inventory Dashboards Commerce Connector Sellercloud Connector More Items

Connector Configurations SC23R1

Connector Plug-in: KNSellerCloud KNSellerCloudCc

Active On Invoice R

PLUGIN PARAMETERS LOGGING ENABLE FEATURES ENDPOINT

CUSTOMER PREFERENCES

Customer Pref... Create New

Customer Class:

ORDER TYPE PREFERENCES

Import OrderT... Sales Orders

Order Type: SO

Branch: PRODWHOLE

Set Orders Fro... 10/26/2023

Seller Cloud O...

Receipt Em...

Notification ID:

Import Completed Orders

RETURN ORDER PREFERENCE

RC Order Type: RC - RC

Non Stock Item: ACCOMODATE - ACCOMOD

TAX IMPORT PREFERENCE

Do Not Import Tax

Import Tax as per

Import Tax - Sales

Import Tax - Non Stock Item

DEFAULT SHIPVIA PREFERENCES

Default Ship Via:

PAYMENT IMPORT PREFERENCES

Import Order Payments

CANCEL ORDER PREFERENCES

Cancel Order

Select - Non Stock Item

SELECT

ALL RECORDS PROJECT MATERIALS

Inventory ID

<N/A>

ACCOMODATE

ADMCHARGE

APPRENTICE

Tracking:

Closure:

Reconciliation Task ID:

INVENTORY PREFERENCES

PROFIT AND LOSS DATA

Import Insurance

Insurance InventoryID: CURRENT

Tax Import Preferences (Import Tax- Non-stock Item)

