

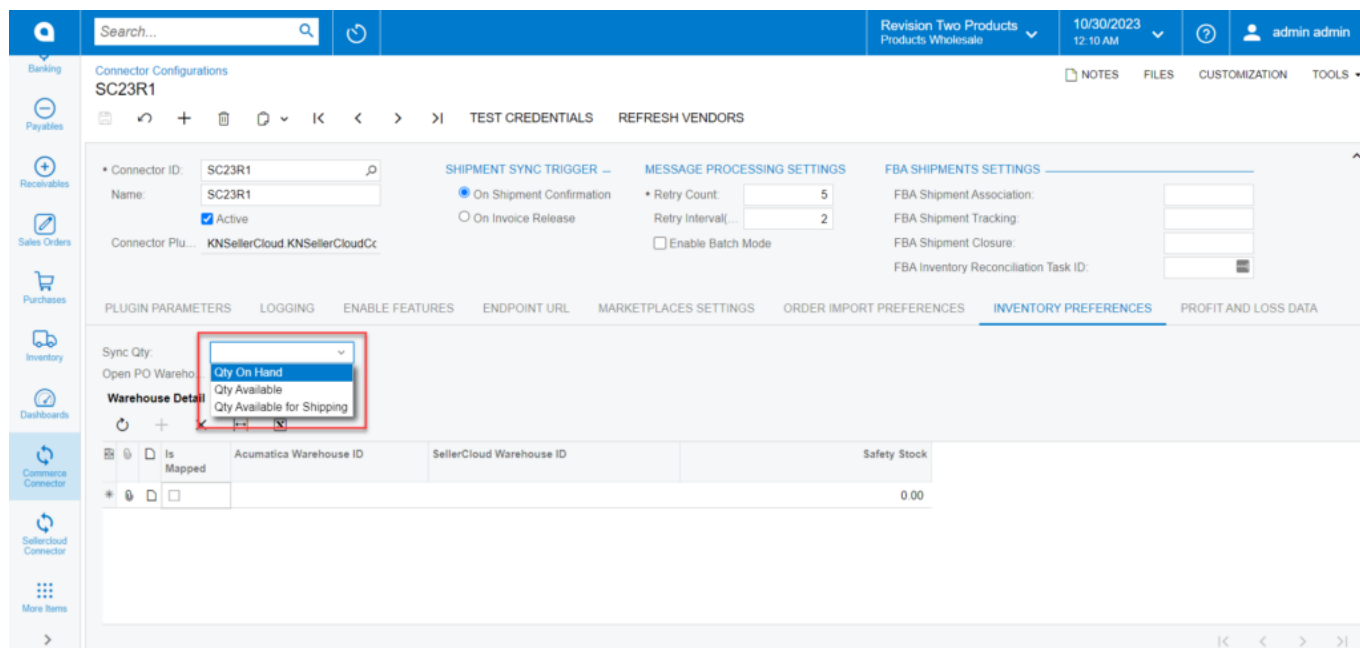
Inventory Preferences



Inventory preferences involve how the inventory is managed and tracked within Acumatica and SellerCloud Connector.

If you want to sync the quantity, you must select one of the options from the drop-down below.

- **Qty On Hand:** It refers to the quantity of a particular item that is physically available or in stock within your inventory. It represents the actual count of units you currently have on hand for a specific inventory item.
- **Qty Available:** It refers to the quantity of a specific item that is currently available for sale or use. It considers not just the physical quantity on hand but also considers factors like committed quantities, backorders, and other reservations.
- **Qty Available for shipping:** It refers to the quantity of a specific item that is currently available and ready to be shipped to fulfill customer orders.



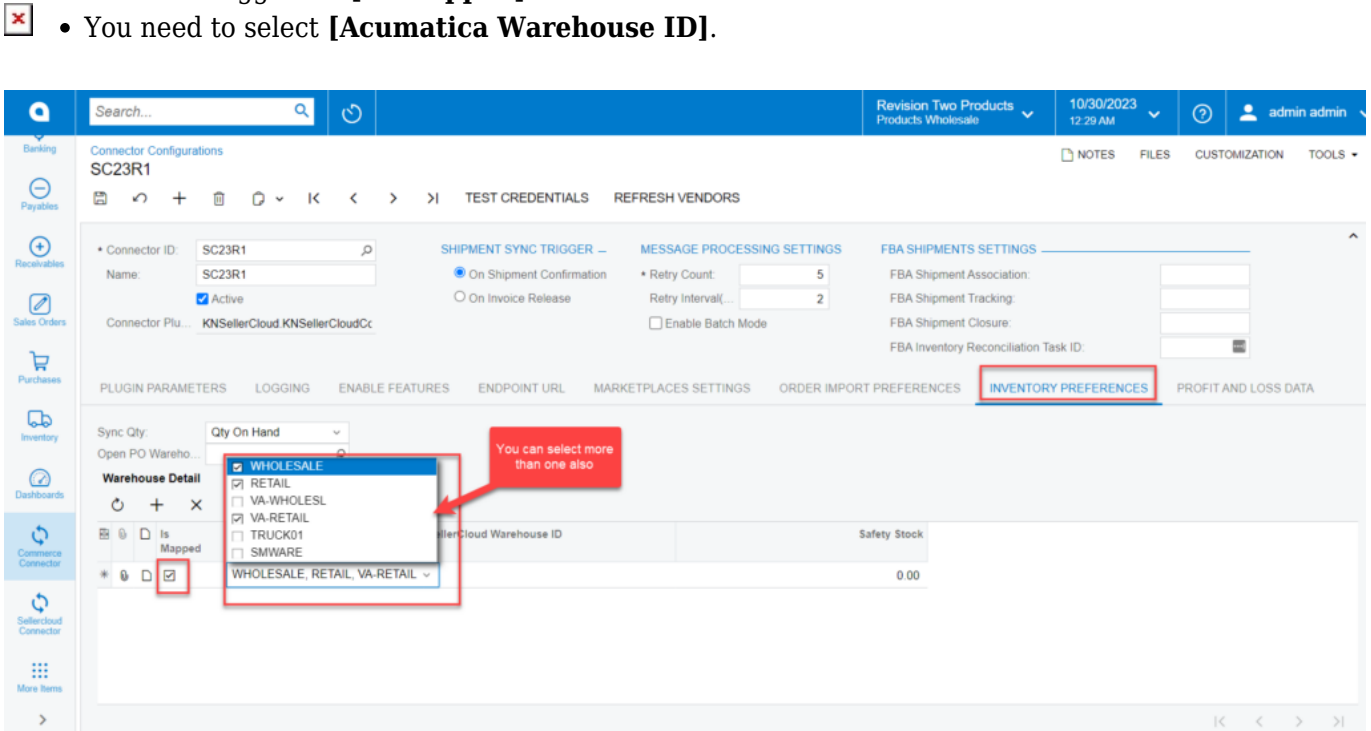
The screenshot shows the 'Inventory Preferences' tab in the SellerCloud Connector interface. The 'Sync Qty' dropdown menu is open, showing three options: 'Qty On Hand', 'Qty Available', and 'Qty Available for Shipping'. The 'Open PO Warehouse' field is set to 'Warehouse Details'. The interface also shows various settings for the connector, including 'Connector ID', 'Name', 'Connector Plug-in', 'SHIPMENT SYNC TRIGGER', 'MESSAGE PROCESSING SETTINGS', and 'FBA SHIPMENTS SETTINGS'.

Inventory Preferences with Sync Qt

Warehouse detail Mapping

- You need to select **[Sync Qty]** from the Drop-down and search for **[Open Po Warehouse]** and map it with **[Warehouse Details]**.

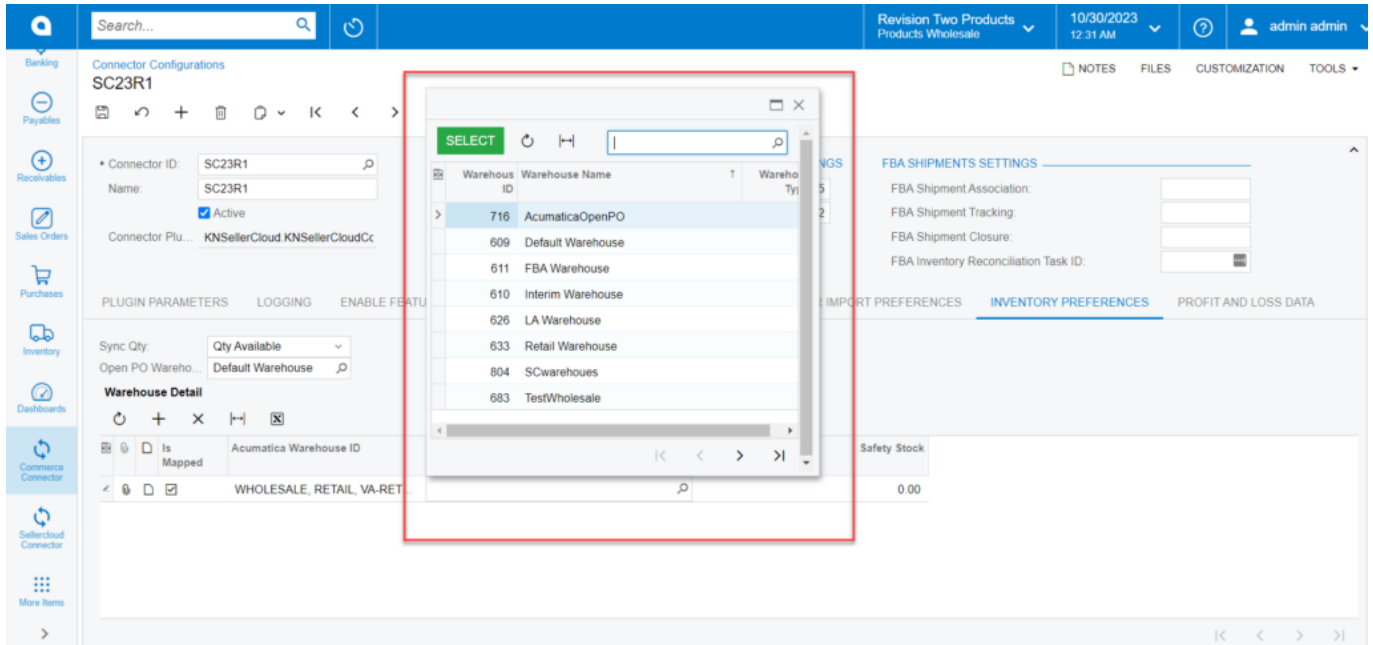
- Click on the **[+]** icon in the **[Warehouse Details]**.
- You must toggle the **[IS Mapped]**.
- You need to select **[Acumatica Warehouse ID]**.



The screenshot shows the 'Inventory Preferences' tab in the Sellercloud Connector configuration. The 'Warehouse Detail' section is expanded, showing a list of warehouses with checkboxes for 'Wholesale', 'Retail', 'VA-Wholesale', 'VA-Retail', 'Truck01', and 'SMware'. A red box highlights the dropdown menu, and a red arrow points to it with the text 'You can select more than one also'. The 'Is Mapped' checkbox is checked. The 'Safety Stock' field is set to 0.00.

Acumatica Warehouse ID

- Search for **[SellerCloud Connector warehouse ID]**.
- You can also add Safety Stock.



Warehouse Name.

- If the product is available in [SellerCloud Connector warehouses], the total amount for the chosen [Acumatica warehouse ID] will be determined here.