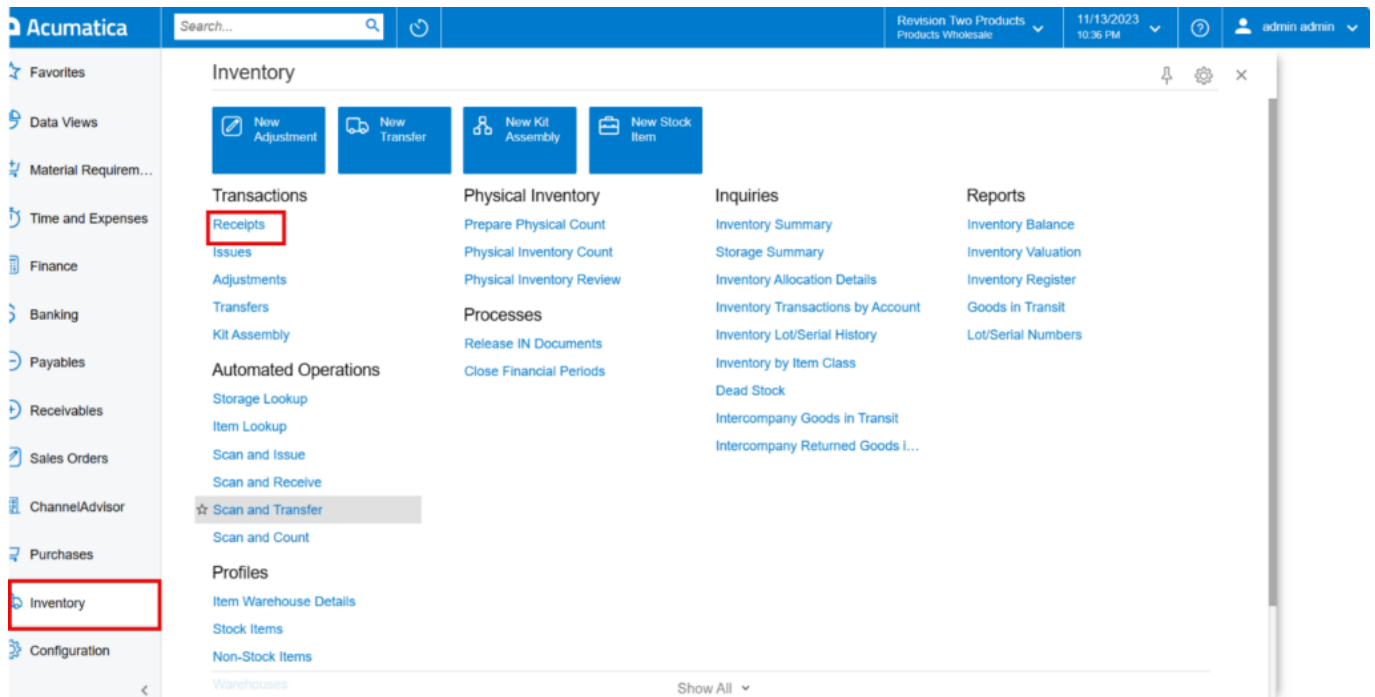


Products' Price and Inventory Sync



You need to Navigate to the left panel of Acumatica and click on **[Rithum Connector]** and then click on **[Receipts]** under **[Transactions]**.



Inventory

You will be redirected to receipts screen click on **[+]** icon to the add the Quantity.

cumatica		Search...		Revision Two Products Products Wholesale	11/13/2023 10:36 PM	admin admin
avorites	Receipts					
ata Views						
aterial Requir...						
me and Expenses						
nance						
anking						
ayables						
eceivables						
ales Orders						
hannelAdvisor						
urchases						
ventory						
onfiguration						

Status: All	Date: All								
Document Type	Reference Nbr.	Status	Date	Post Period	Total Qty.	Total Cost	Batch Nbr.	Created On	
Receipt	002341	Released	11/8/2023	11-2023	6.00	0.00	00009350	11/8/2023	
Receipt	002340	Released	11/7/2023	11-2023	10.00	0.00	00009349	11/7/2023	
Receipt	002339	Released	10/30/2023	10-2023	10.00	0.00	00009348	10/30/2023	
Receipt	002338	Released	10/25/2023	10-2023	1.00	0.00	00009347	10/25/2023	
Receipt	002337	Released	10/25/2023	10-2023	1.00	0.00	00009345	10/25/2023	
Receipt	002336	Released	10/25/2023	10-2023	1.00	0.00	00009343	10/25/2023	
Receipt	002335	Released	10/13/2023	10-2023	1.00	0.00	00009341	10/13/2023	
Receipt	002334	Released	10/13/2023	10-2023	36.00	528.00	00009339	10/13/2023	
Receipt	002333	Released	10/12/2023	10-2023	2.00	0.00	00009338	10/12/2023	
Receipt	002332	Released	10/12/2023	10-2023	1.00	0.00	00009336	10/12/2023	
Receipt	002331	Released	10/12/2023	10-2023	1.00	0.00	00009334	10/12/2023	
Receipt	002330	Released	10/12/2023	10-2023	1.00	240.54	00009332	10/12/2023	
Receipt	002329	Released	10/12/2023	10-2023	1.00	0.00	00009331	10/12/2023	
Receipt	002328	Released	10/12/2023	10-2023	1.00	0.00	00009329	10/12/2023	
Receipt	002327	Released	10/12/2023	10-2023	0.00	0.00	00009328	10/12/2023	
Receipt	002326	Released	10/12/2023	10-2023	1.00	240.54	00009327	10/12/2023	
Receipt	002325	Released	10/11/2023	10-2023	5.00	1,202.70	00009326	10/11/2023	
Receipt	002324	Released	10/11/2023	10-2023	1.00	0.00	00009325	10/11/2023	
Receipt	002323	Released	10/11/2023	10-2023	10.00	0.00	00009323	10/11/2023	

1-19 of 2155 records

1 of 114 pages

Receipts Screen

- You need to search for **[Inventory ID]** and **[Warehouse]**.
- Enter the **[Quantity]**.
- Click on **[Remove Hold]**, the **[Reference Nbr.]** will auto populated.

Search... 🔍 🔄 Revision Two Products Products Wholesale 11/19/2023 3:21 AM admin admin

Receipts
New Record

REMOVE HOLD

Reference Nbr.: <NEW> Transfer Nbr.: Total Qty.: 0.00
Status: On Hold External Ref.: Total Cost: 0.00
Date: 11/19/2023 Description:
Post Period: 11-2023

DETAILS FINANCIAL

LINE DETAILS ADD ITEMS

Branch	Inventory ID	Warehouse	Location	Quantity	UOM	Unit Cost	Ext. Cost	Lot/Serial Nbr.	Expiration Date	Reason Code	Project	Project Task
PRODWHOLE	COLDCREAMS	RETAIL	STORAGE	15.00	EA	0.00	0.00				X	

Remove Hold

- Click on **[Release]**.

Search... 🔍 🔄 Revision Two Products Products Wholesale 11/19/2023 3:20 AM admin admin

Receipts
002357

NOTES ACTIVITIES 🟢 The operation has completed.


Reference Nbr.: 002357 Transfer Nbr.: Total Qty.: 15.00
Status: Released External Ref.: Total Cost: 0.00
Date: 11/19/2023 Description:
Post Period: 11-2023

DETAILS FINANCIAL

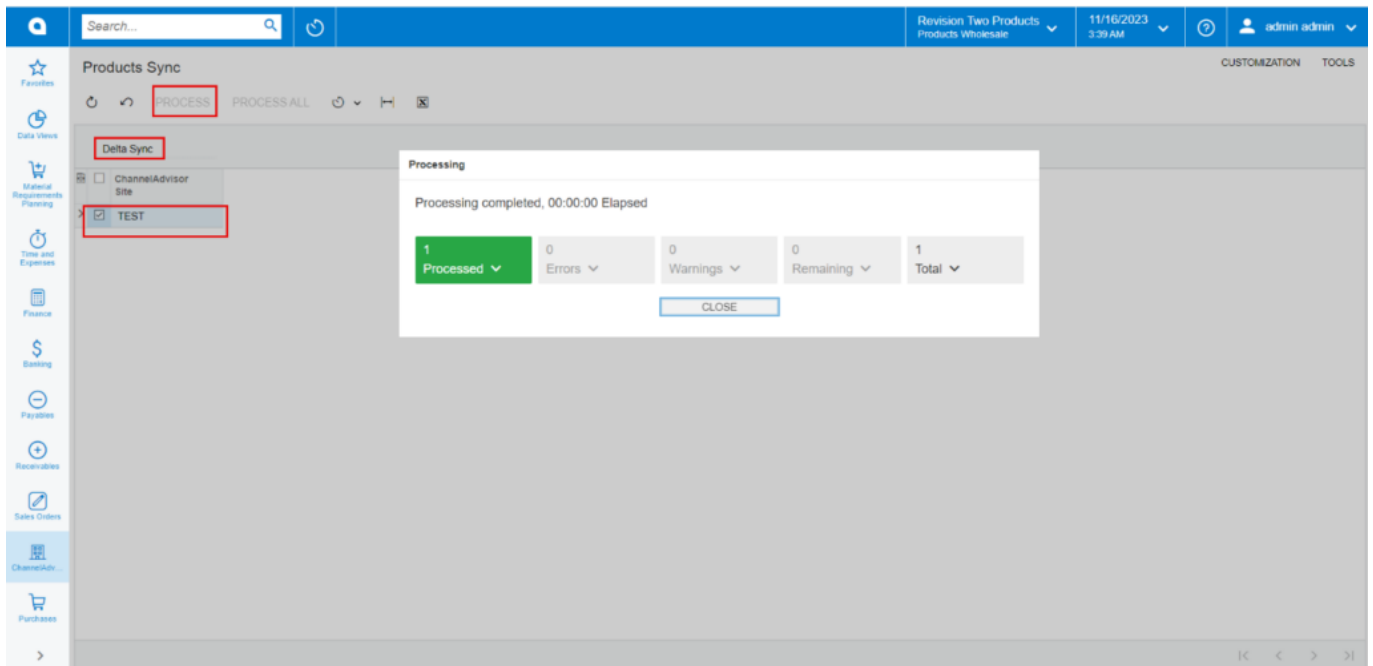
LINE DETAILS ADD ITEMS

Branch	Inventory ID	Warehouse	Location	Quantity	UOM	Unit Cost	Ext. Cost	Lot/Serial Nbr.	Expiration Date	Reason Code	Project	Project Task
PRODWHOLE	COLDCREAMS	RETAIL	STORAGE	15.00	EA	0.00	0.00			INRECEIPT	X	

Release

 You need to navigate to the left panel of Acumatica and click on **[Rithum Connector]** and then click on **[Product Sync]** under **[Processes]** to sync the inventory to Rithum Connector.

- Enable the check box.
- Click on **[Process]**.



Processing Completed