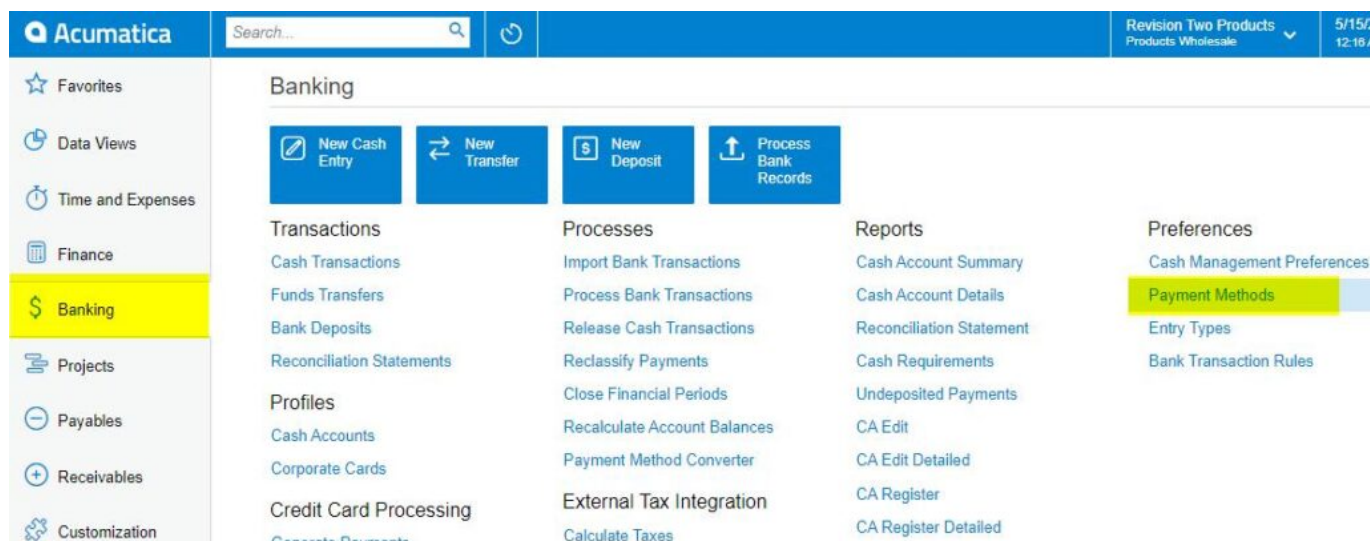


Steps to Assign a Payment Method in Acumatica

1. Navigate to the **Banking** workspace and click **Payment Methods** under Preferences.



Payment Methods in Acumatica

2. The Acumatica platform directs you to the **Payment Methods** screen.

Search...

Revision Two Products
Products Wholesale

☆

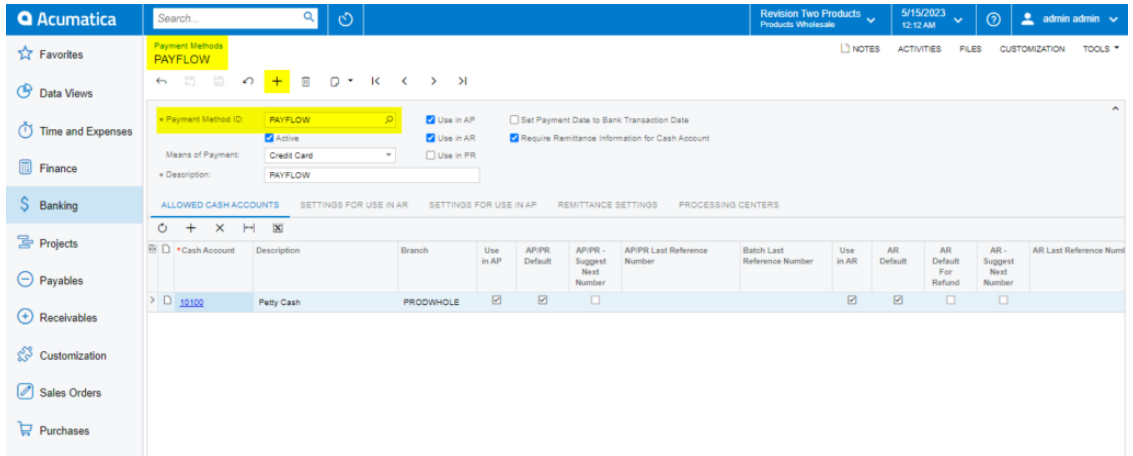
Payment Methods ☆

Drag column header here to configure filter

		Payment Method ID	Description	Means of Payment	Use in AP	Use in AR	Active
		AMEX	American Express	Credit Card	<input type="checkbox"/>	<input checked="" type="checkbox"/>	<input checked="" type="checkbox"/>
		CASH	Cash Payment	Cash/Check	<input checked="" type="checkbox"/>	<input checked="" type="checkbox"/>	<input checked="" type="checkbox"/>
		CHECK	Check	Cash/Check	<input checked="" type="checkbox"/>	<input checked="" type="checkbox"/>	<input checked="" type="checkbox"/>
		FEDWIRE	Fedwire	Cash/Check	<input checked="" type="checkbox"/>	<input checked="" type="checkbox"/>	<input checked="" type="checkbox"/>
		FEDWIREBA	Fedwire Balanced	Cash/Check	<input checked="" type="checkbox"/>	<input type="checkbox"/>	<input checked="" type="checkbox"/>
		MASTERCARD	Mastercard	Credit Card	<input type="checkbox"/>	<input checked="" type="checkbox"/>	<input checked="" type="checkbox"/>
>		PAYFLOW	PAYFLOW Payment Method	Credit Card	<input checked="" type="checkbox"/>	<input checked="" type="checkbox"/>	<input checked="" type="checkbox"/>
		VISA	Visa	Credit Card	<input type="checkbox"/>	<input checked="" type="checkbox"/>	<input type="checkbox"/>
		VISACORP	Check payment for corporate card	Cash/Check	<input checked="" type="checkbox"/>	<input type="checkbox"/>	<input checked="" type="checkbox"/>
		VISATOK	Visa Tokenized	Credit Card	<input type="checkbox"/>	<input checked="" type="checkbox"/>	<input checked="" type="checkbox"/>

Payment Methods Screen

1. Click the **(+)** button to add a new payment method.
2. Click the search icon and enter **"PAYFLOW"** or any as the value in the **Payment Method ID** field.
3. Check the box for **Active** field.
4. Select **Credit Card** in the Means of Payment field.
5. Enter a **Description** for the new payment method.
6. Select the **Use in AP** checkbox.
7. Select the **Use in AR** checkbox.
8. Select the **Require Remittance Information for Cash Accounts** checkbox.
 - a. Go to the **Allowed Cash Accounts** tab.



Acumatica

Search...

Revision Two Products
Products Wholesale

5/15/2023
12:12 AM

admin admin

Payment Methods
PAYFLOW

Payment Method ID: PAYFLOW

Means of Payment: Credit Card

Description: PAYFLOW

ALLOWED CASH ACCOUNTS

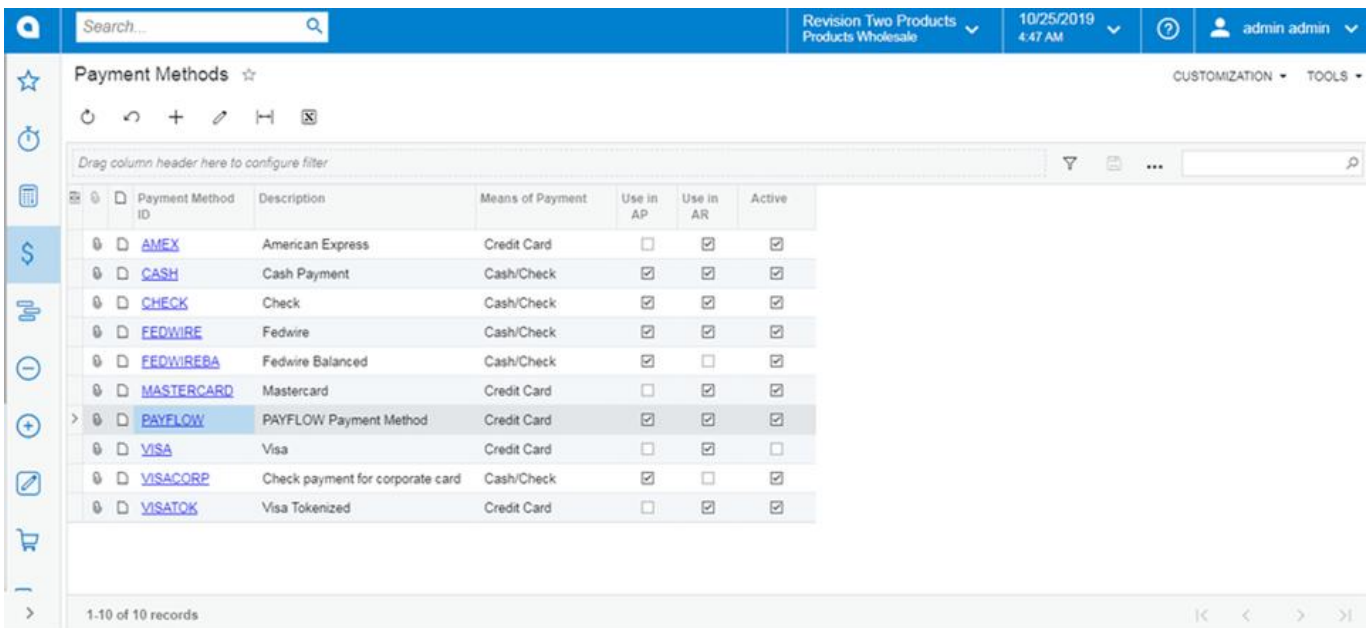
*Cash Account	Description	Branch	Use in AP	AP/PR Default	AP/PR Suggest Next Number	AP/PR Last Reference Number	Batch Last Reference Number	Use in AR	AR Default	AR Default For Refund	AR Suggest Next Number	AR Last Reference Number
10100	Petty Cash	PRODWHOLE	<input checked="" type="checkbox"/>	<input checked="" type="checkbox"/>	<input type="checkbox"/>			<input checked="" type="checkbox"/>	<input checked="" type="checkbox"/>	<input type="checkbox"/>	<input type="checkbox"/>	

Allowed Cash Accounts Tab Process

b. Click the (+) button.

9. Select a **Cash Account**.

10. Go to the **Processing Centers** tab.



Acumatica

Search...

Revision Two Products
Products Wholesale

10/25/2019
4:47 AM

admin admin

Payment Methods

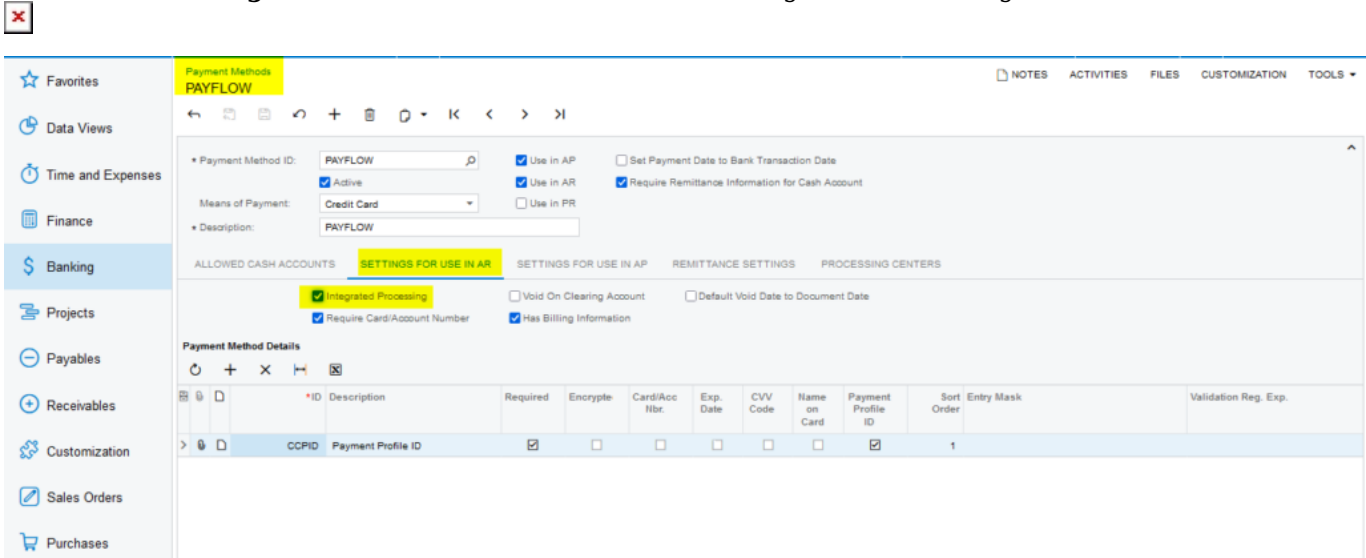
Drag column header here to configure filter

Payment Method ID	Description	Means of Payment	Use in AP	Use in AR	Active
AMEX	American Express	Credit Card	<input type="checkbox"/>	<input checked="" type="checkbox"/>	<input checked="" type="checkbox"/>
CASH	Cash Payment	Cash/Check	<input checked="" type="checkbox"/>	<input checked="" type="checkbox"/>	<input checked="" type="checkbox"/>
CHECK	Check	Cash/Check	<input checked="" type="checkbox"/>	<input checked="" type="checkbox"/>	<input checked="" type="checkbox"/>
FEDWIRE	Fedwire	Cash/Check	<input checked="" type="checkbox"/>	<input checked="" type="checkbox"/>	<input checked="" type="checkbox"/>
FEDWIREBA	Fedwire Balanced	Cash/Check	<input checked="" type="checkbox"/>	<input type="checkbox"/>	<input checked="" type="checkbox"/>
MASTERCARD	Mastercard	Credit Card	<input type="checkbox"/>	<input checked="" type="checkbox"/>	<input checked="" type="checkbox"/>
PAYFLOW	PAYFLOW Payment Method	Credit Card	<input checked="" type="checkbox"/>	<input checked="" type="checkbox"/>	<input checked="" type="checkbox"/>
VISA	Visa	Credit Card	<input type="checkbox"/>	<input checked="" type="checkbox"/>	<input type="checkbox"/>
VISACORP	Check payment for corporate card	Cash/Check	<input checked="" type="checkbox"/>	<input type="checkbox"/>	<input checked="" type="checkbox"/>
VISATOK	Visa Tokenized	Credit Card	<input type="checkbox"/>	<input checked="" type="checkbox"/>	<input checked="" type="checkbox"/>

1-10 of 10 records

Payment Methods Tab

1. Select the **(+)** button and choose the name of the recently created Processing Center.
2. Go to **Settings for Use in the AR** tab. Select the Integrated Processing checkbox.



Payment Method ID: PAYFLOW ☒ Use in AP ☐ Set Payment Date to Bank Transaction Date

☒ Active ☒ Use in AR ☒ Require Remittance Information for Cash Account

Means of Payment: Credit Card ☐ Use in PR

Description: PAYFLOW

ALLOWED CASH ACCOUNTS **SETTINGS FOR USE IN AR** SETTINGS FOR USE IN AP REMITTANCE SETTINGS PROCESSING CENTERS

☒ Integrated Processing ☐ Void On Clearing Account ☐ Default Void Date to Document Date

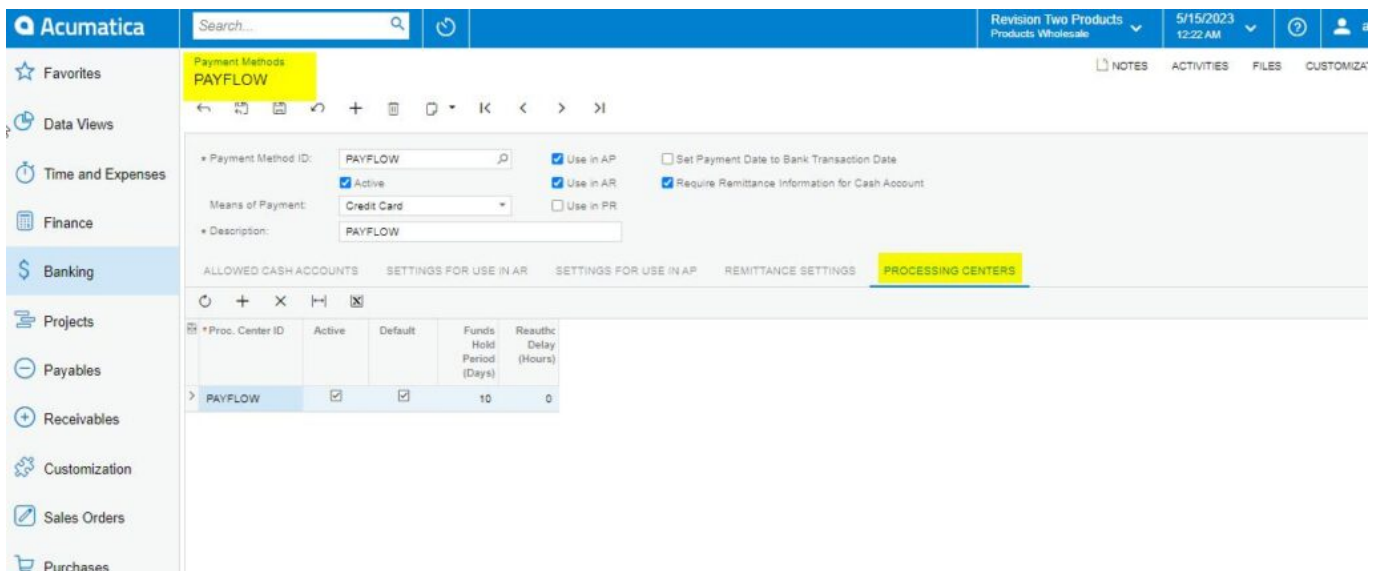
☒ Require Card/Account Number ☒ Has Billing Information

Payment Method Details

ID	Description	Required	Encrypt	Card/Account Nbr.	Exp. Date	CVV Code	Name on Card	Payment Profile ID	Sort Order	Entry Mask	Validation Reg. Exp.
CCPID	Payment Profile ID	<input checked="" type="checkbox"/>	<input type="checkbox"/>	<input type="checkbox"/>	<input type="checkbox"/>	<input type="checkbox"/>	<input type="checkbox"/>	<input checked="" type="checkbox"/>	1		

Settings in AR tab

13. Click **Save**.
14. Return to the **Processing Center** screen and verify the new payment method is listed on the Payment Methods tab.



Acumatica Search... Revision Two Products Products Wholesale 5/15/2023 12:22 AM

Payment Method ID: PAYFLOW ☒ Use in AP ☐ Set Payment Date to Bank Transaction Date

☒ Active ☒ Use in AR ☒ Require Remittance Information for Cash Account

Means of Payment: Credit Card ☐ Use in PR

Description: PAYFLOW

ALLOWED CASH ACCOUNTS SETTINGS FOR USE IN AR SETTINGS FOR USE IN AP REMITTANCE SETTINGS **PROCESSING CENTERS**

Proc. Center ID	Active	Default	Funds Hold Period (Days)	Resubmit Delay (Hours)
PAYFLOW	<input checked="" type="checkbox"/>	<input checked="" type="checkbox"/>	10	0

Payment Methods Tab

