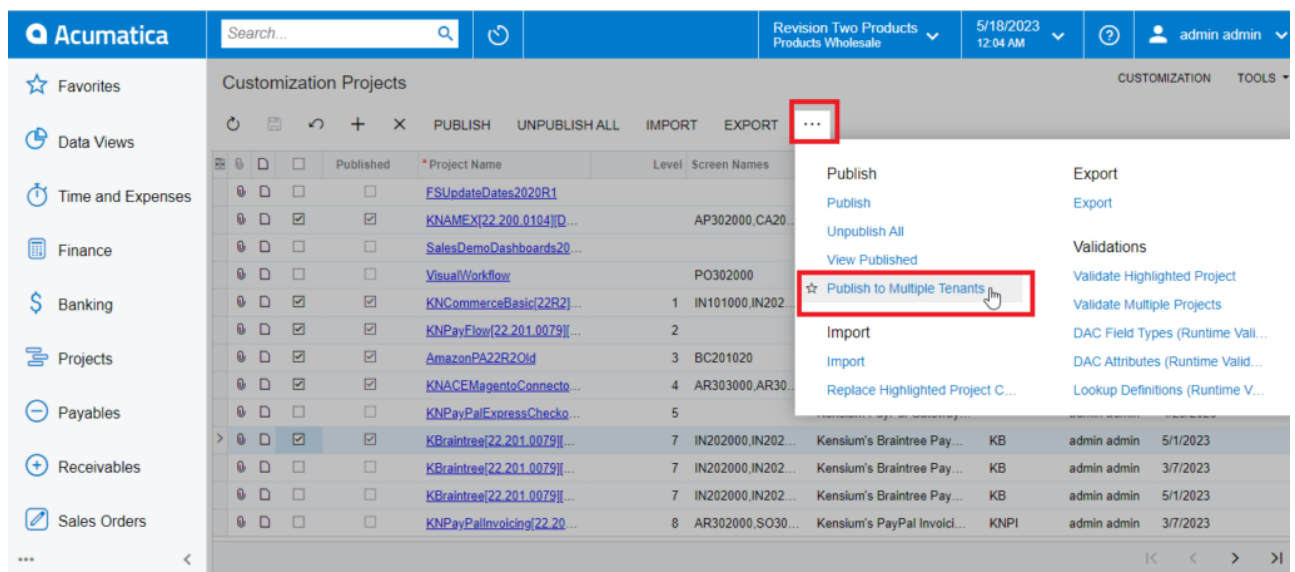


Configure PayPal Payflow Package for Multiple Stores

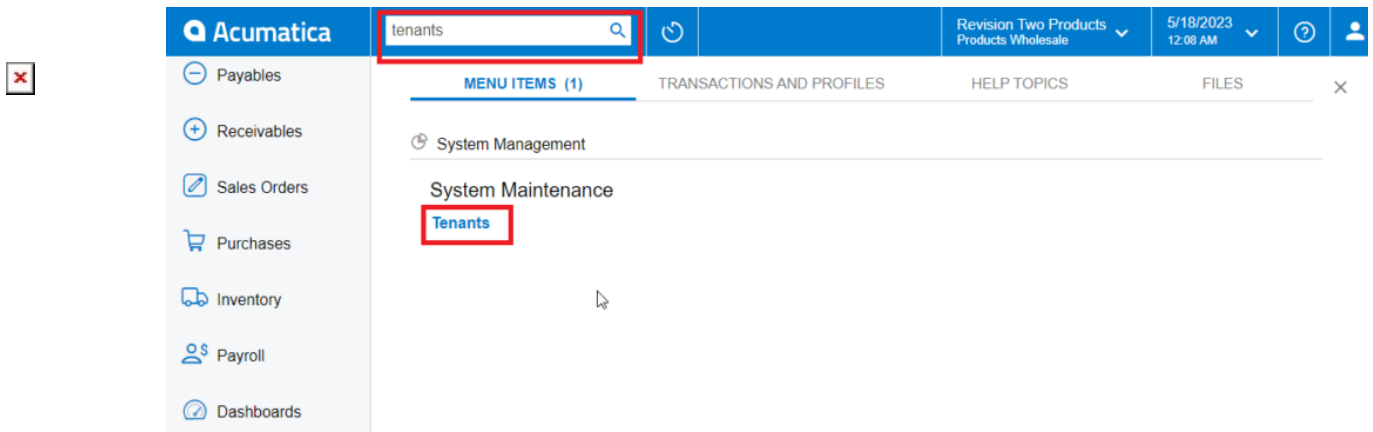
If you want to publish the package for multiple stores/tenants, click on the **ellipsis (...)** icon located in the sub-header menu.

1. Select **Publish to Multiple Tenants**.



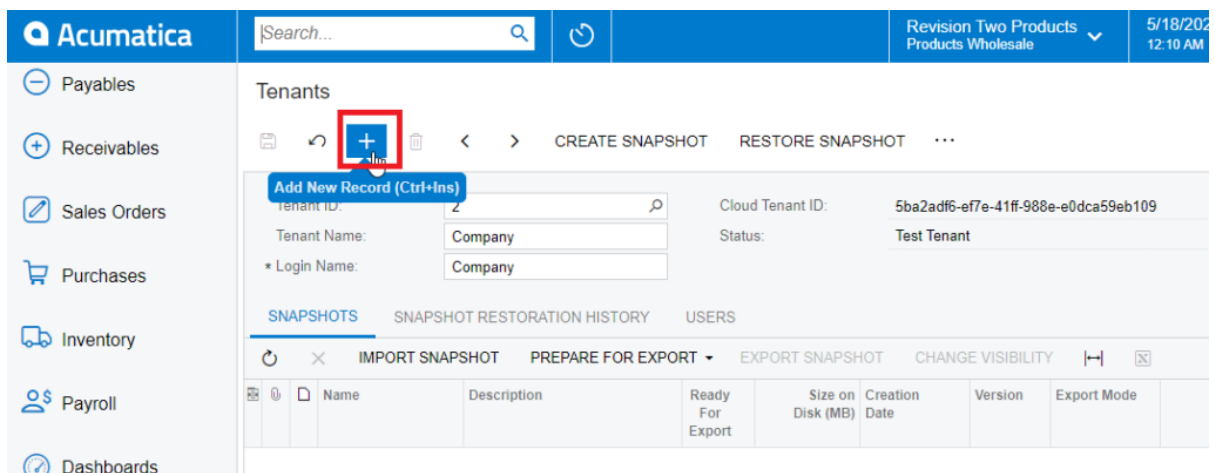
Publish to Multiple Tenants

- a. To add multiple stores/tenants, type **'Tenants'** as a keyword in the universal search bar.



Tenants through search bar

- b. Click **Add (+)** icon from the sub-header menu to add tenant/store.



Add New Record for Tenants

2. Select the checkbox(es) for the company names for which you want to publish the package.

Search...

Revision Two Products
Products Wholesale

5/18/2023
12:07 AM

admin admin

Customization Projects

Published

Project

<input type="checkbox"/>	FSUp
<input checked="" type="checkbox"/>	KNAI
<input type="checkbox"/>	Sales
<input type="checkbox"/>	Visua
<input checked="" type="checkbox"/>	KNCC
<input checked="" type="checkbox"/>	KNP
<input checked="" type="checkbox"/>	Amaz
<input checked="" type="checkbox"/>	KNAC
<input type="checkbox"/>	KNP
<input checked="" type="checkbox"/>	KBra
<input type="checkbox"/>	KBra
<input type="checkbox"/>	KBra
<input type="checkbox"/>	KNP

PUBLISH UNPUBLISH ALL IMPORT EXPORT

Selected

Tenant Name

ID

Parent ID

<input checked="" type="checkbox"/>	Company	2	1
-------------------------------------	---------	---	---

☐ Apply Changes Only to Database (Skip Website Update)
☒ Execute All Database Scripts (Including Previously Executed)

OK CANCEL

Created By	Last Modified On
admin admin	3/6/2020
admin admin	3/30/2023
admin admin	10/19/2020
admin admin	9/27/2021
admin admin	3/28/2023
admin admin	3/28/2023
admin admin	3/28/2023
admin admin	3/28/2023
admin admin	4/28/2023
admin admin	5/1/2023
admin admin	3/7/2023
admin admin	5/1/2023
admin admin	3/7/2023

Publish package to multiple tenants

3. Click **OK**.