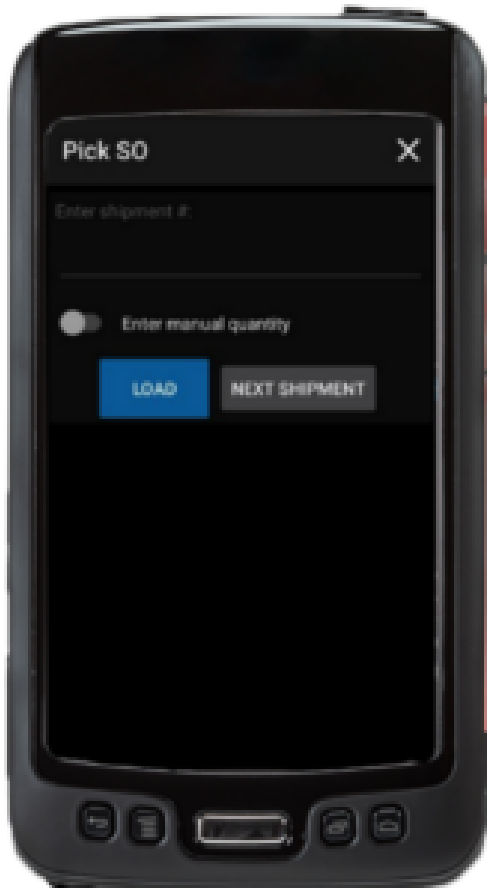




Paper Picking



Pick Shipment Order (SO) has the functionality to pick each item of an open shipment order in Acumatica, after printing physically the shipment order with the items and serials/lots the user can scan them using a barcode scanner and then pick all the items of the order, this functionality is part of the WMS Core.



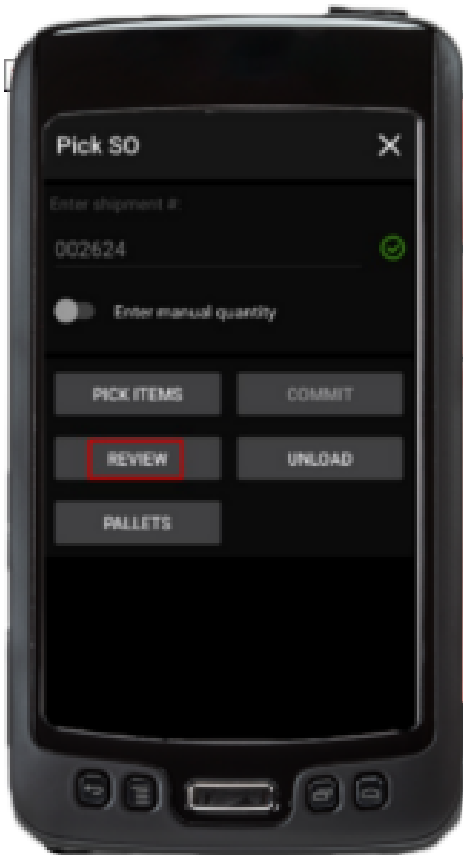
Enter Shipment

A. SO Pick review

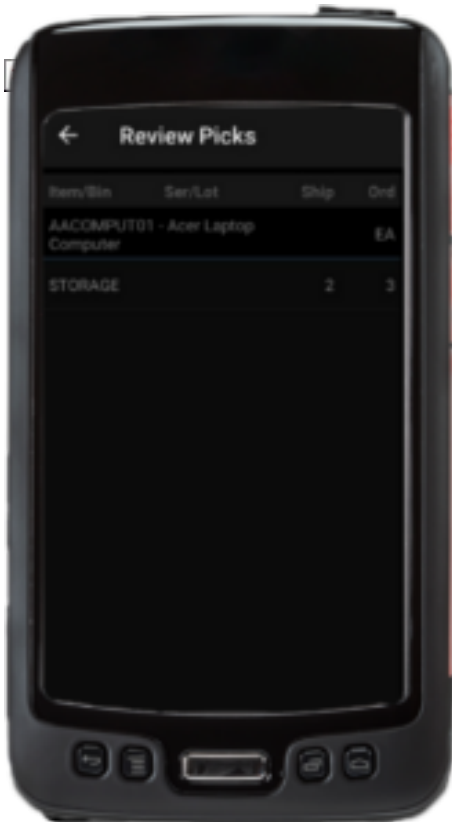
When pressing the review button, we can see all the information of our shipment selected such as Item, UOM, Order #, Remaining, and Shipped.



fusion
WMS



Review Pick



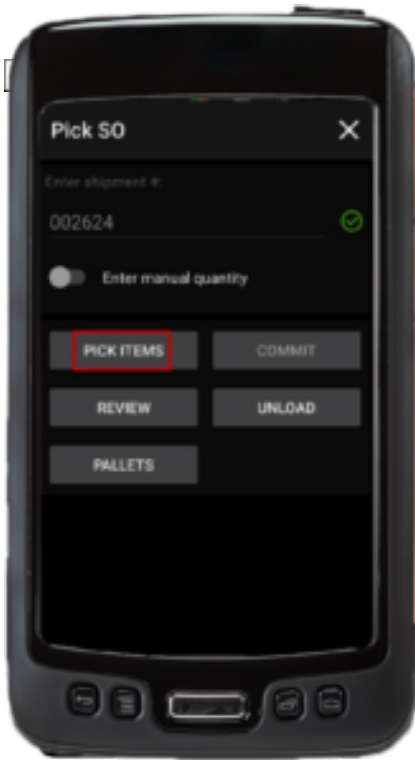
Review Details

B. PICK ITEMS

When the user press on the pick item button, a new screen pick items will be shown, in this screen, the shipment # will be shown, and the user should type/scan the item that belongs to the shipment to be shipped, if the item scanned or typed does not exist in the shipment then an error message will be shown, otherwise a green mark icon will be shown at the left of the item, letting us know that this is correct, and it automatically will fill the UOM, Description and the Warehouse fields, after doing this, we need to provide a BIN which wants pick the item, after type the BIN and the BIN exists in the system, then we will be able to make to pick the item to the BIN we selected.



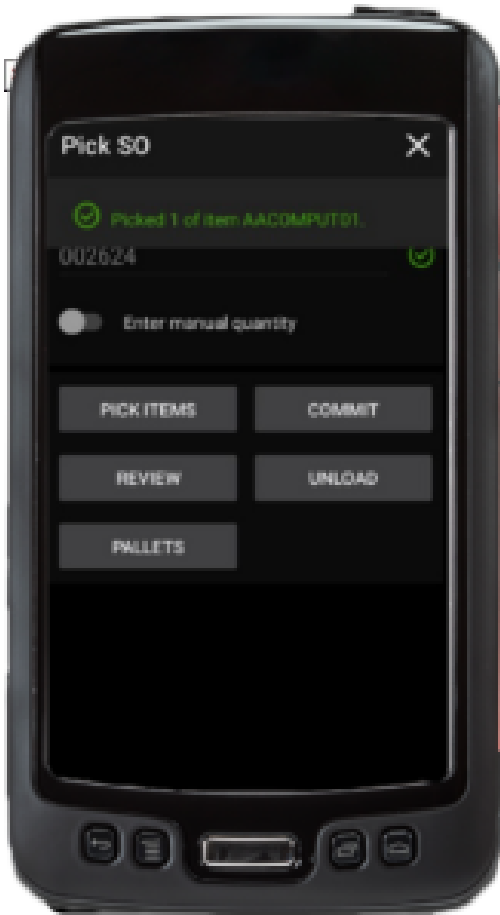
fusion
WMS



Pick Items



Scan Item



Item Message

C. COMMIT PICK

The commit button has the functionality to send to Acumatica all the transactions done for the current pick of the shipment, in this case, the shipment order in Acumatica will update the shipment status which can be partial (if it is not completed picked), or picked. If all the items of the shipment are already picked, in the shipment details the location field will be updated to the default shipment location of the warehouse to which the item belongs.



Navigation: ACTIONS REPORTS

Shipment No.: 001134
Type: Shipment
Status: Open
Operation: Issue
Shipment Date: 12/4/2018

Customer: ALPHARETTA - Alpharetta School Co.
Location: MAIN - Primary Location
Warehouse ID: WHOLESALE - Wholesale Warehouse
Order Priority: 1 - Standard
Workgroup: Solution Sales
Owner: Parker Jay, Mr.

Shipped Qty.: 1.00
Shipped Weight: 8.162000
Shipped Value: \$ 999.000
Packages: 1
Package Weight: 8.162000
Pick Status: Picked

Tabs: DOCUMENT DETAILS ORDERS SHIPPING SETTINGS PACKAGES

Buttons: ALLOCATIONS ADD ORDER INVENTORY SUMMARY

Order No.	Inventory ID	From Item	Warehouse	Location	UOM	Shipped Qty.	Ordered Qty.	Open Qty.	Lot/Serial No.
00004588	ANCOM		WHOLE	SWP	EA	1.00	1.00	0.00	

Updated Shipment

Additionally, a transfer order for the shipment will be created in Acumatica for each commit in the Pick SO app.

Products Wholesale Transfers

Reference No.: 001134
Status: Released
Transfer Type: 1-Stop
Date: 12/4/2018
Post Period: 12-2018

From Warehouse: WHOLESALE - Wholesale Warehouse
To Warehouse: WHOLESALE - Wholesale Warehouse
External Ref: 001134
Description: Fusion ship to transfer

Buttons: Go to Item Record

Tabs: TRANSACTION DETAILS FINANCIAL DETAILS

Buttons: ALLOCATIONS ADD ITEM INVENTORY SUMMARY

Inventory ID	Location	From Location	UOM	Quantity	Lot/Serial No.	Expiration Date	Reason Code	Description
ANCOM	R101	SWP	EA	1.00				Acc Laptop Computer

Transfer Created