

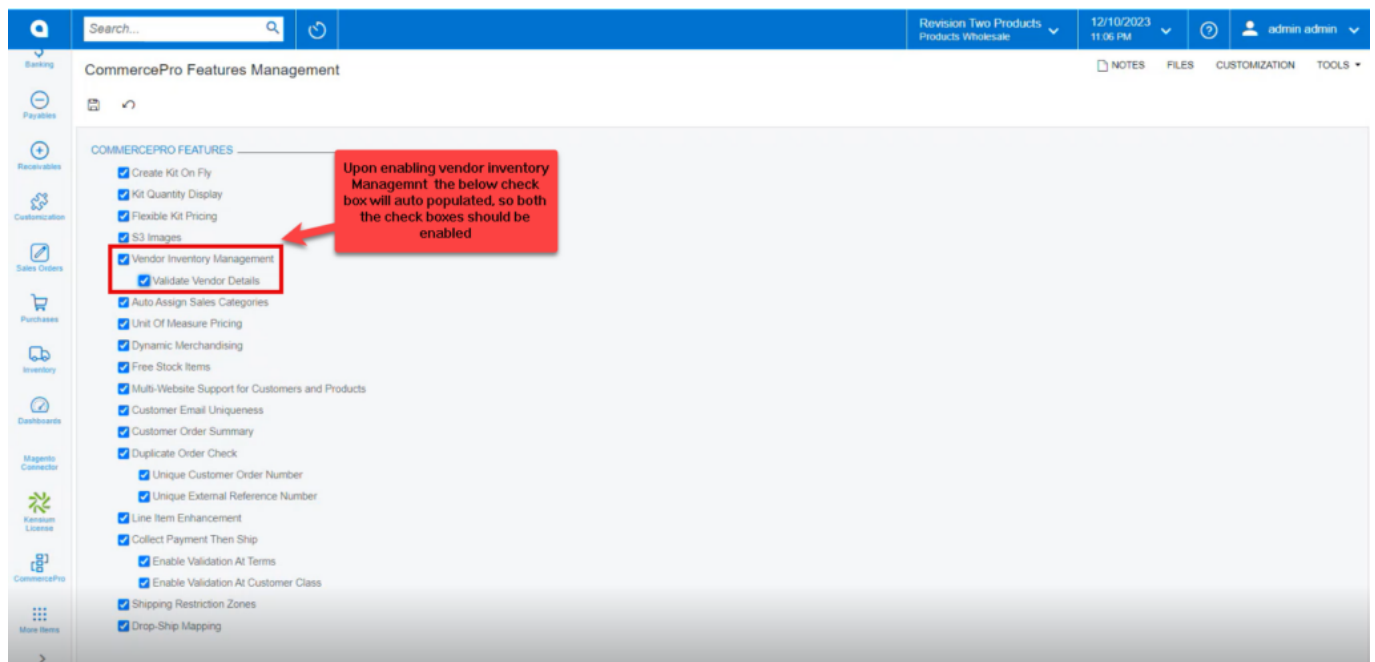
Vendor Inventory Management



Retailers with limited warehouse space and those that fulfill dropship orders can track the available inventory at the vendor location for a specific product. The user can enter the percentage of the vendor's available quantity to sale, along with the number of days to keep the inventory before replenishing the stock items again.

The system tracks vendor inventories by displaying the quantities on hand, as well as the quantities available by the vendor in the footer of the sales orders. This is beneficial to users when sales orders are received and quantities on hand are low. The feature allows users to know what is available for direct shipments from the vendor's inventory.

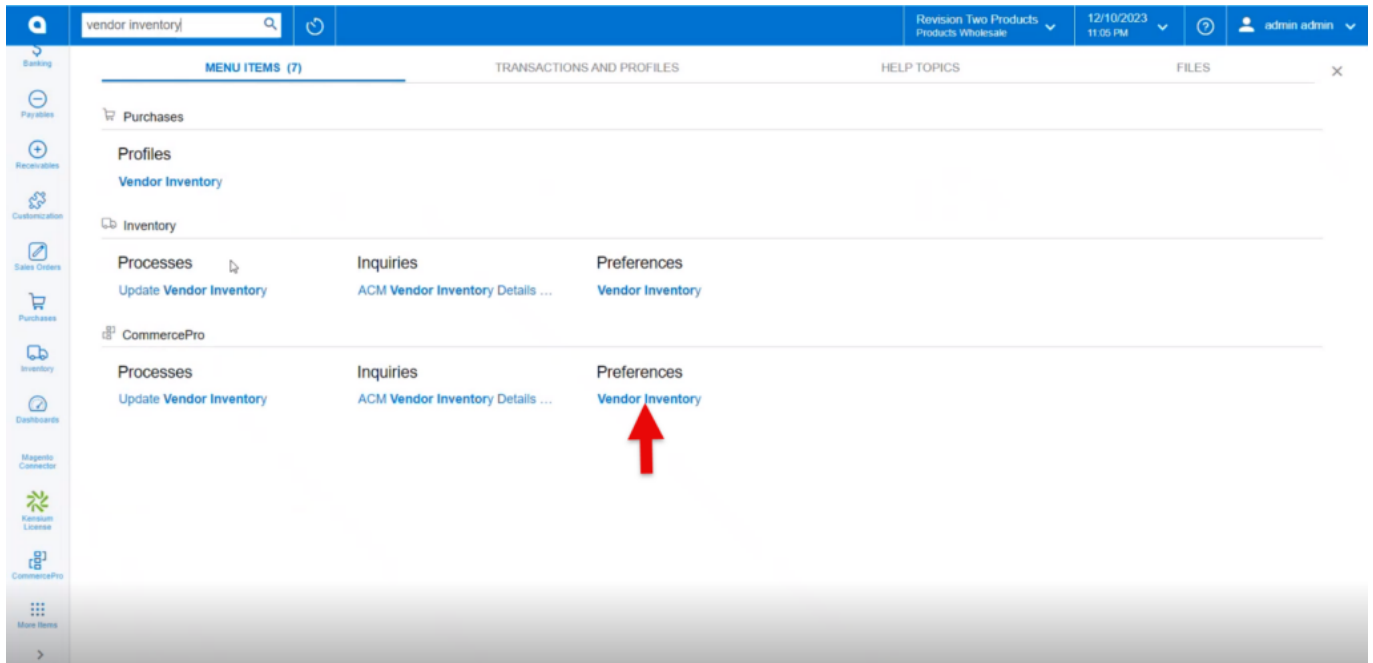
- To access **[Vendor Inventory Management]** you must enable the check box for **[Vendor Inventory Management]** under CommercePro Features.
- Click on **[Save]**.
- Vendor Inventory Management affects the following screens.
 - Branch wise Inventory Association
 - Update Vendor Inventory
 - ACM Vendor Inventory by details by date
 - Availability calculation Rules



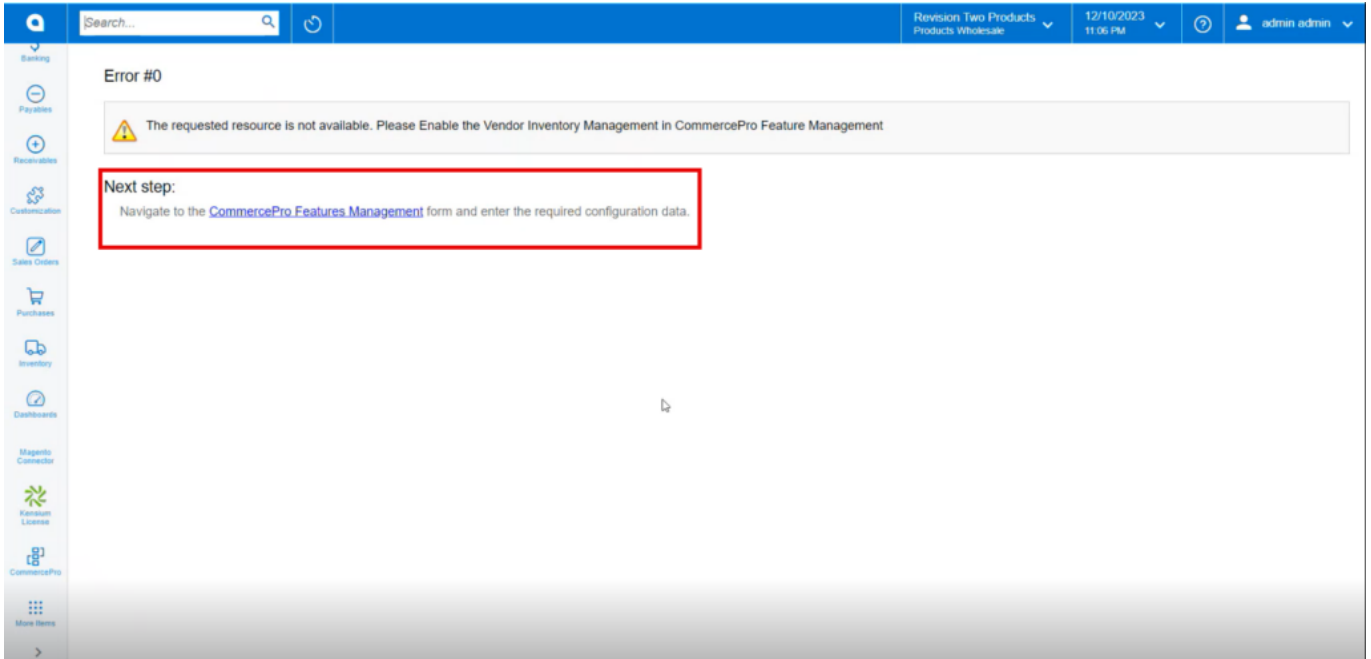
CommercePro Features

Upon enabling the check box for **[Vendor Inventory Management]**, one more check box **[Validate Vendor Details]** will be auto populated.

- You must enable the check box otherwise it will throw an error in the vendor Inventory screen.



Vendor Inventory



The screenshot shows the Fusion CommercePro user interface. At the top, there is a blue header bar with a search bar, a refresh icon, and a navigation menu. The main content area displays an error message titled "Error #0". The message states: "The requested resource is not available. Please Enable the Vendor Inventory Management in CommercePro Feature Management". Below this message, a red-bordered box highlights the "Next step:" section, which instructs the user to "Navigate to the [CommercePro Features Management](#) form and enter the required configuration data." The left sidebar contains various icons for different modules like Banking, Payables, Receivables, Communication, Sales Orders, Purchases, Inventory, Dashboards, Magento Connector, Vendor License, and CommercePro.

Error #0

The requested resource is not available. Please Enable the Vendor Inventory Management in CommercePro Feature Management

Next step:
Navigate to the [CommercePro Features Management](#) form and enter the required configuration data.

Alert Message

- Navigate to Branch wise inventory Association, Availability Calculation Rules.