

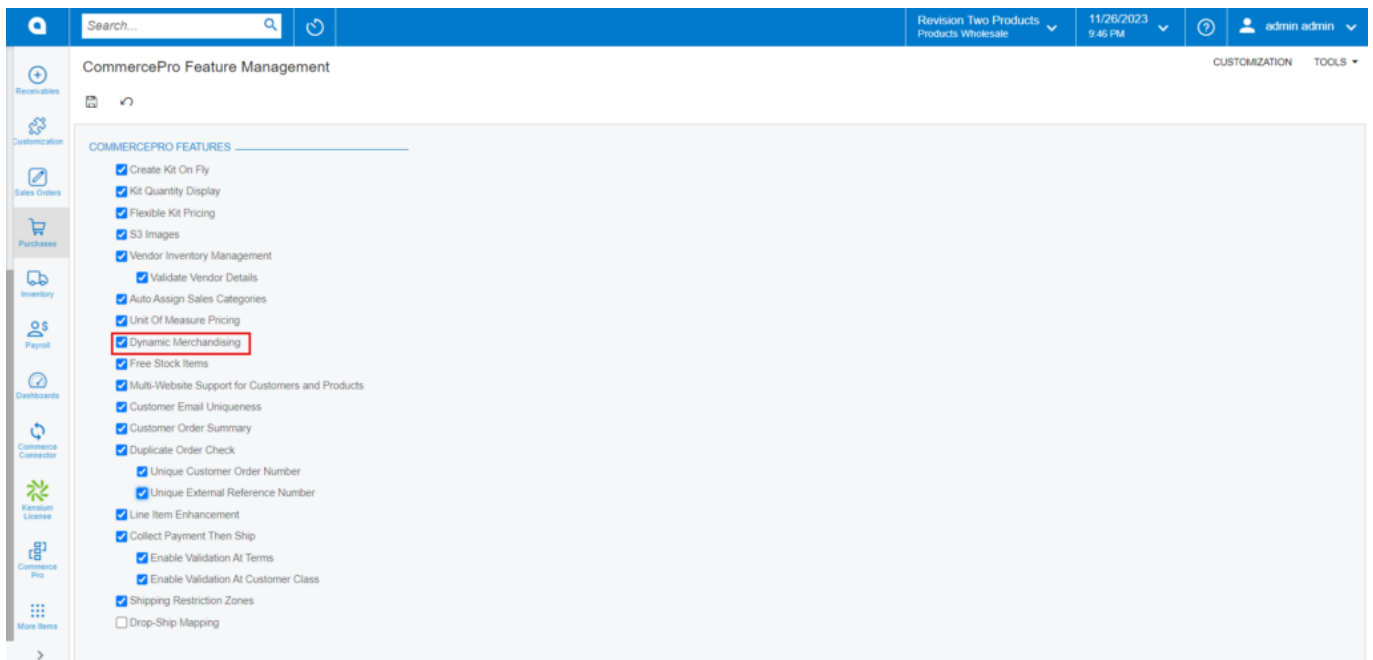
Dynamic Merchandising



- To access **[Dynamic Merchandising]**, you must enable the check box for **[Dynamic Merchandising]**, under CommercePro Features.
- Click on **[Save]**.

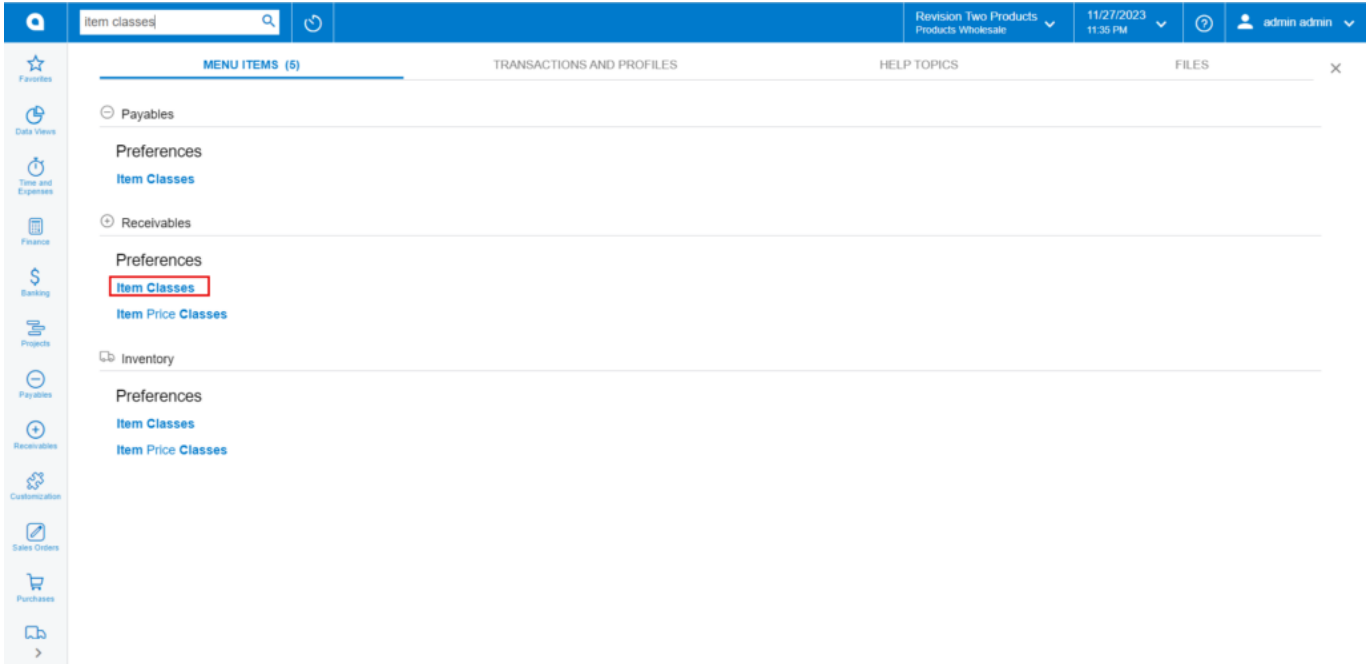
The Impacted areas for Dynamic Merchandising are below.

- Item Class
- Stock Items
- Non-Stock Items



CommercePro

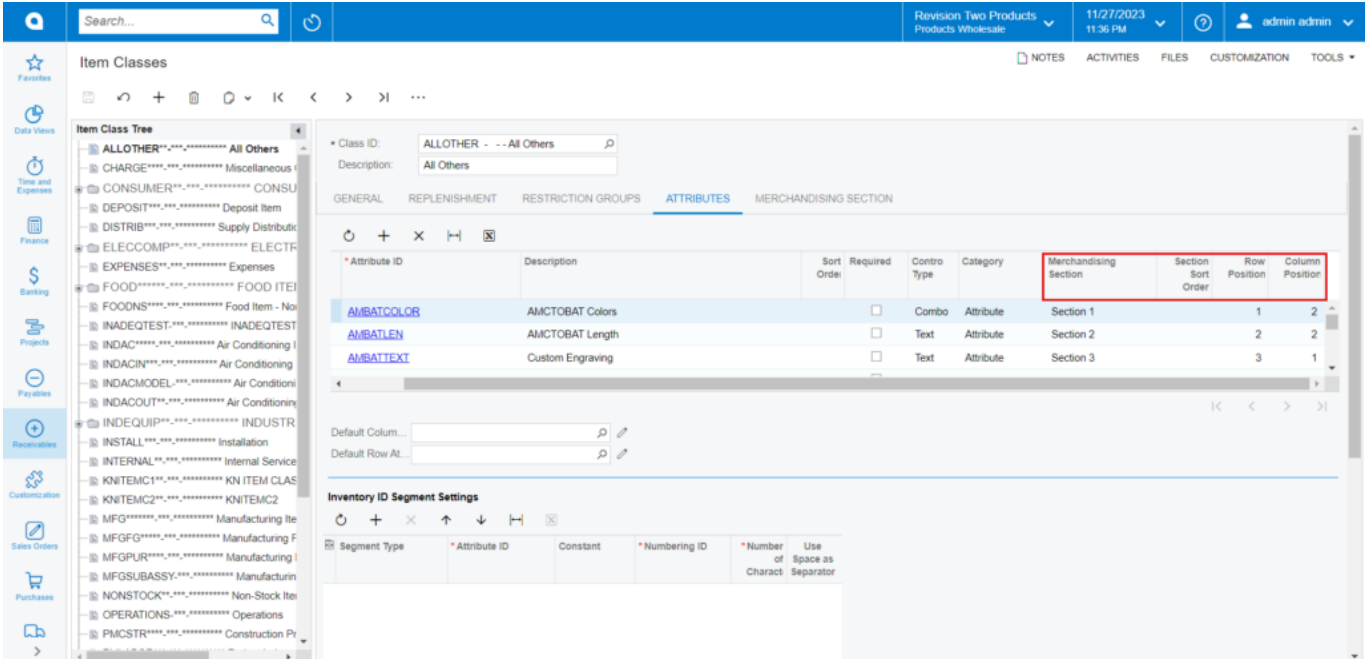
You need to search for Item Classes in Global search bar and click on **[Item classes]** under **[Preferences]**.



The screenshot shows the Fusion CommercePro interface. At the top, there is a search bar containing 'Item classes' and a search icon. To the right of the search bar, there are dropdown menus for 'Revision Two Products' (Products Wholesale), the date '11/27/2023' (11:35 PM), and the user 'admin admin'. Below the search bar, there are four tabs: 'MENU ITEMS (5)', 'TRANSACTIONS AND PROFILES', 'HELP TOPICS', and 'FILES'. The 'MENU ITEMS (5)' tab is active. On the left side, there is a vertical navigation menu with icons for Favorites, Data Views, Time and Expenses, Finance, Banking, Projects, Payables, Receivables, Customization, Sales Orders, Purchases, and a home icon. The main content area shows a list of menu items under the 'MENU ITEMS (5)' tab. The items are grouped into sections: Payables, Receivables, and Inventory. Each section has a 'Preferences' link, and under each 'Preferences' link, there are links for 'Item Classes' and 'Item Price Classes'. The 'Item Classes' link under the 'Receivables' section is highlighted with a red box.

Item Classes

- Search for **[Class ID]**.
- Click on **[Attributes]** tab and assign **[Row]** and **[Column]** position to **[Attribute ID]**.
- The created **[Class ID]** will display under Item Class in Stock and Non-stock items screen.



The screenshot shows the 'Item Classes' interface in Fusion CommercePro. The 'ATTRIBUTES' tab is selected, displaying a table of attributes for the class 'ALLOTER - --All Others'. The table has columns for Attribute ID, Description, Sort Order, Required, Control Type, Category, Merchandising Section, Section Sort Order, Row Position, and Column Position. The 'Merchandising Section' column is highlighted with a red box.

Attribute ID	Description	Sort Order	Required	Control Type	Category	Merchandising Section	Section Sort Order	Row Position	Column Position
AMBATCOLOR	AMCTOBAT Colors		<input type="checkbox"/>	Combo	Attribute	Section 1		1	2
AMBATLEN	AMCTOBAT Length		<input type="checkbox"/>	Text	Attribute	Section 2		2	2
AMBATTEXT	Custom Engraving		<input type="checkbox"/>	Text	Attribute	Section 3		3	1

Item Classes

- Click on **[Merchandising Section]** tab you can view the selected row and column position you have given to this specific Attribute ID will be displayed here.
- You must provide **[Section Numbers]** for the Attributes in the **[Merchandising Section]** this helps to identify the different sections and provide **[Section sort Order]** this refers to the arrangement in which sections are displayed.

Search... [refresh] [help] Revision Two Products Products Wholesale 11/27/2023 11:35 PM admin admin

Item Classes [NOTES] [ACTIVITIES] [FILES] [CUSTOMIZATION] [TOOLS]

Item Class Tree

- ALLOTHER*** - All Others
- CHARGE*** - Miscellaneous
- CONSUMER*** - CONSUME
- DEPOSIT*** - Deposit Item
- DISTRIB*** - Supply Distribut
- ELECCOMP*** - ELECTR
- EXPENSES*** - Expenses
- FOOD*** - FOOD ITEI
- FOODNS*** - Food Item - No
- INADEQTEST*** - INADEQTEST
- INDAC*** - Air Conditioning I
- INDACIN*** - Air Conditioning
- INDACMODEL*** - Air Conditioni
- INDACOUT*** - Air Conditionin
- INDEQUIP*** - INDUSTR
- INSTALL*** - Installation
- INTERNAL*** - Internal Service
- KNITEMC1*** - KN ITEM CLAS
- KNITEMC2*** - KNITEMC2
- MFG*** - Manufacturing It
- MFGFG*** - Manufacturing F
- MFGPUR*** - Manufacturing I
- MFGSUBASSY*** - Manufacturin
- NONSTOCK*** - Non-Stock It
- OPERATIONS*** - Operations
- PMCSTR*** - Construction Pr

Class ID: ALLOTHER - - - All Others
Description: All Others

GENERAL REPLENISHMENT RESTRICTION GROUPS ATTRIBUTES **MERCHANDISING SECTION**

Attribute ID	Merchandising Section	Row Position	Column Position
AMBATCOLOR	Section 1	1	2
AMBATLEN	Section 2	2	2
AMBATTEXT	Section 3	3	1
BURDEN	Section 4	4	1
COLOURS	Section 5	5	1
COMPSize	Section 6	1	1
LOCATION	Section 7	2	1
OPENING1	Section 8	3	2
RESOCHM	Section 9	4	2
SALESGOALY	Section 11	5	2
SIZE	Section 10		
WALL1	Section 12		

Merchandising section