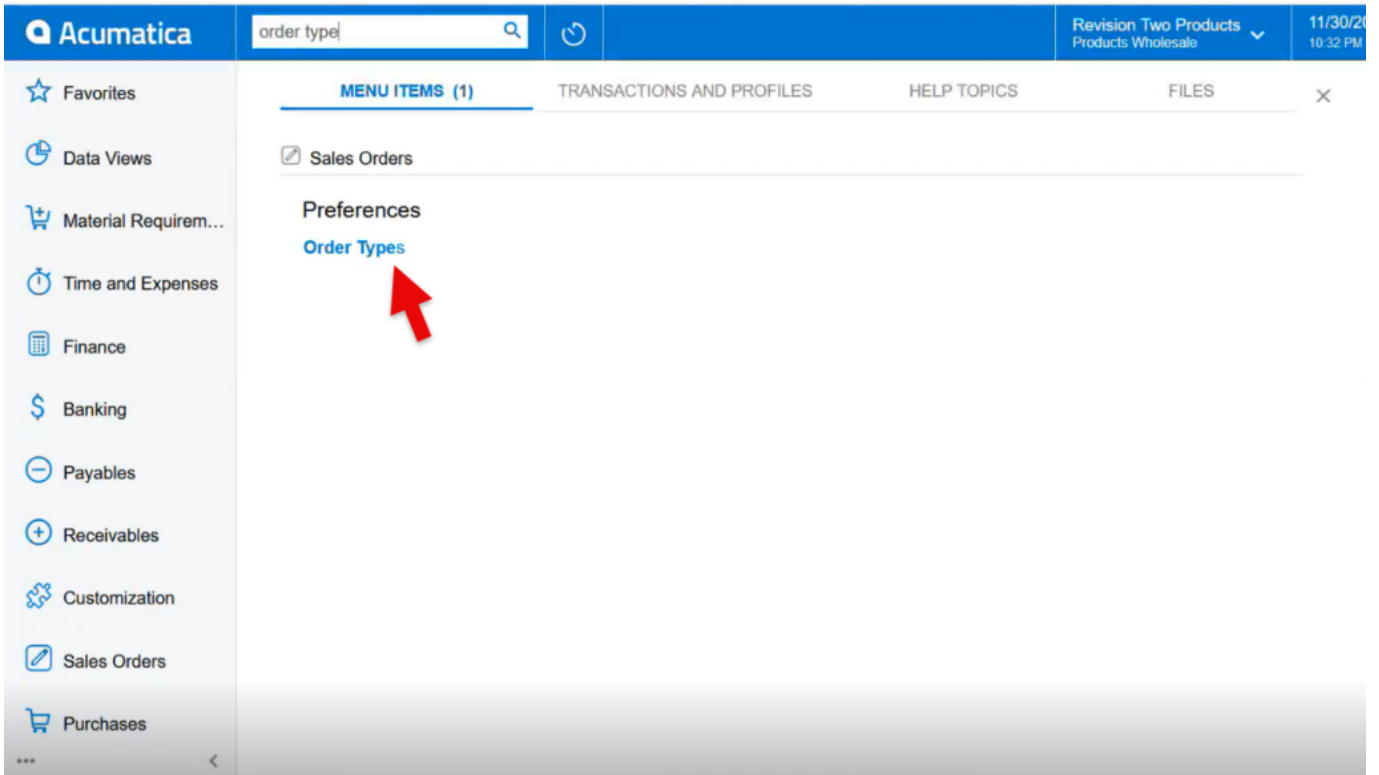


# Create Kit Assembly on Shipment Creation

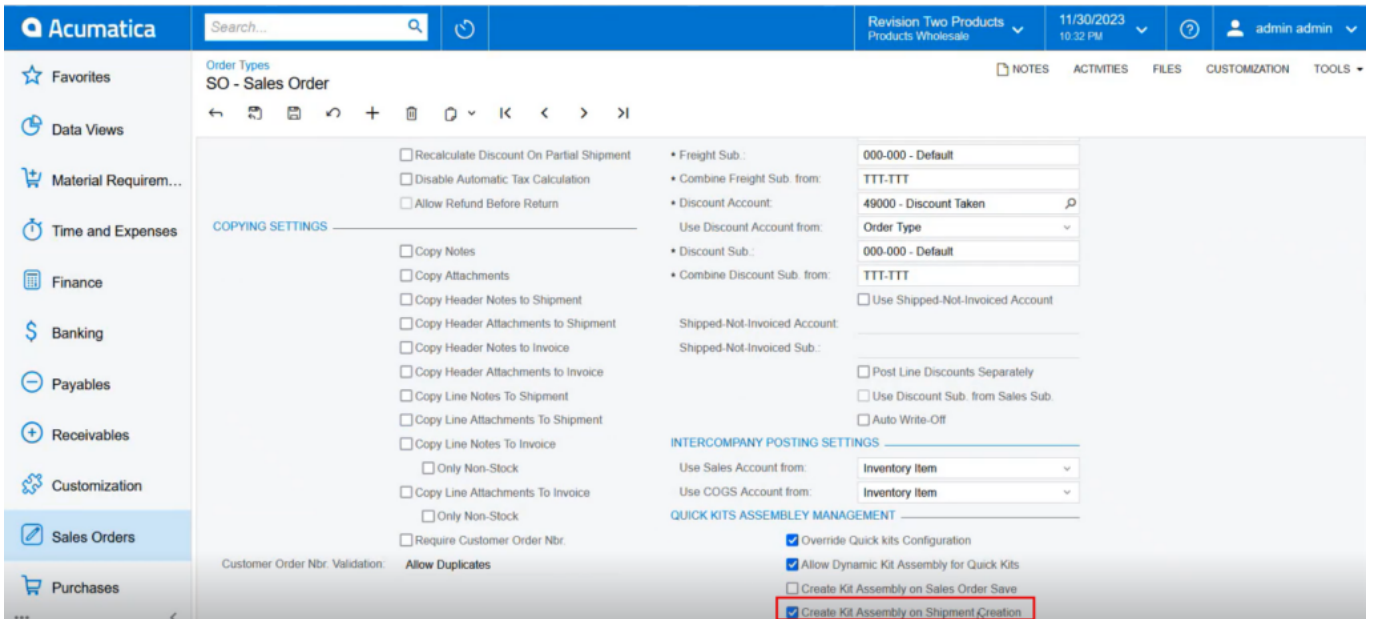


- Navigate to **[Order Types]** screen.



## Order Types

- Enable the check box for **[Create Kit Assembly on Shipment Creation]**.



Acumatica | Search... | Revision Two Products Products Wholesale | 11/30/2023 10:32 PM | admin admin

Order Types  
SO - Sales Order

NOTES ACTIVITIES FILES CUSTOMIZATION TOOLS

Recalculate Discount On Partial Shipment  
 Disable Automatic Tax Calculation  
 Allow Refund Before Return

COPYING SETTINGS

Copy Notes  
 Copy Attachments  
 Copy Header Notes to Shipment  
 Copy Header Attachments to Shipment  
 Copy Header Notes to Invoice  
 Copy Header Attachments to Invoice  
 Copy Line Notes to Shipment  
 Copy Line Attachments to Shipment  
 Copy Line Notes to Invoice  
 Only Non-Stock  
 Copy Line Attachments to Invoice  
 Only Non-Stock  
 Require Customer Order Nbr.

Customer Order Nbr. Validation: **Allow Duplicates**

Freight Sub.: 000-000 - Default  
 Combine Freight Sub. from: TTT-TTT  
 Discount Account: 49000 - Discount Taken  
 Use Discount Account from: Order Type  
 Discount Sub.: 000-000 - Default  
 Combine Discount Sub. from: TTT-TTT  
 Use Shipped-Not-Invoiced Account  
 Shipped-Not-Invoiced Account:  
 Shipped-Not-Invoiced Sub.:  
 Post Line Discounts Separately  
 Use Discount Sub. from Sales Sub.  
 Auto Write-Off

INTERCOMPANY POSTING SETTINGS

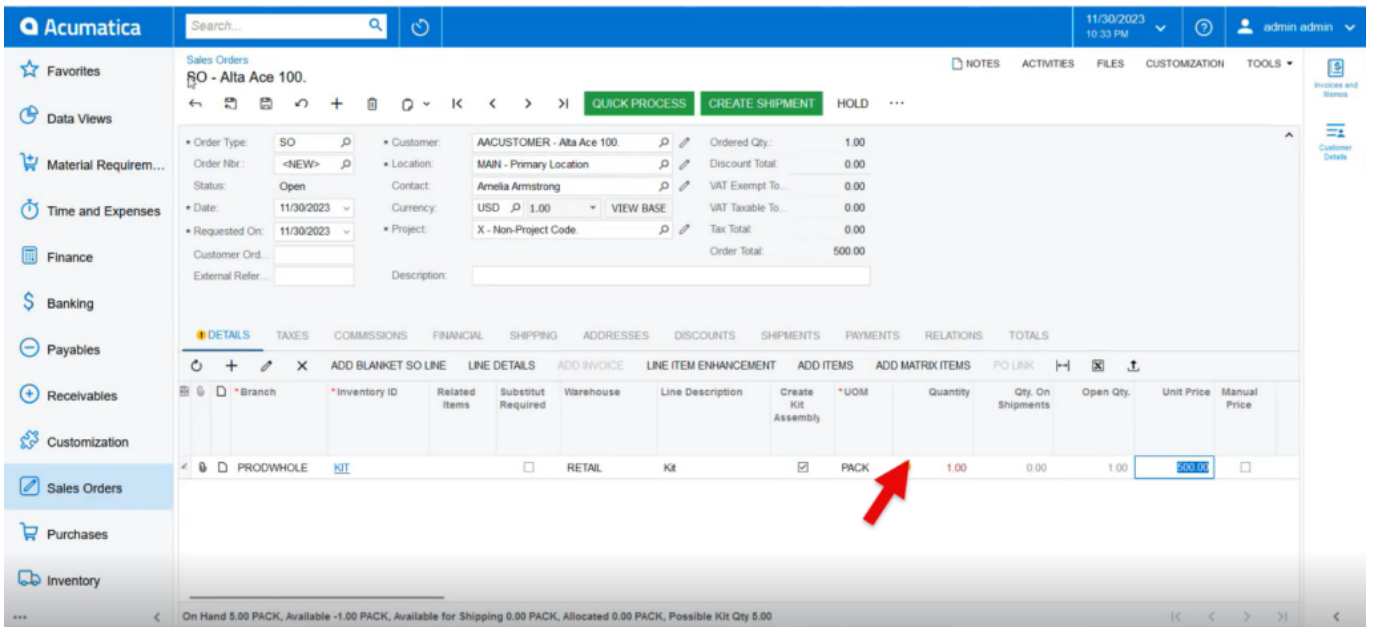
Use Sales Account from: Inventory Item  
 Use COGS Account from: Inventory Item

QUICK KITS ASSEMBLY MANAGEMENT

Override Quick kits Configuration  
 Allow Dynamic Kit Assembly for Quick Kits  
 Create Kit Assembly on Sales Order Save  
 Create Kit Assembly on Shipment Creation

## Order Types

- You need to navigate to the sales orders screen and add the quantity for shipping.



Acumatica | Search... | 11/30/2023 10:33 PM | admin admin

Sales Orders  
SO - Alta Ace 100.

NOTES ACTIVITIES FILES CUSTOMIZATION TOOLS

QUICK PROCESS CREATE SHIPMENT HOLD ...

Order Type: SO Customer: AACUSTOMER - Alta Ace 100. Ordered Qty.: 1.00  
 Order Nbr.: <NEW> Location: MAN - Primary Location Discount Total: 0.00  
 Status: Open Contact: Amelia Armstrong WAT Exempt To: 0.00  
 Date: 11/30/2023 Currency: USD 1.00 VIEW BASE WAT Taxable To: 0.00  
 Requested On: 11/30/2023 Project: X - Non-Project Code Tax Total: 0.00  
 Customer Ord.: Order Total: 500.00  
 External Refer.: Description:


DETAILS TAXES COMMISSIONS FINANCIAL SHIPPING ADDRESSES DISCOUNTS SHIPMENTS PAYMENTS RELATIONS TOTALS

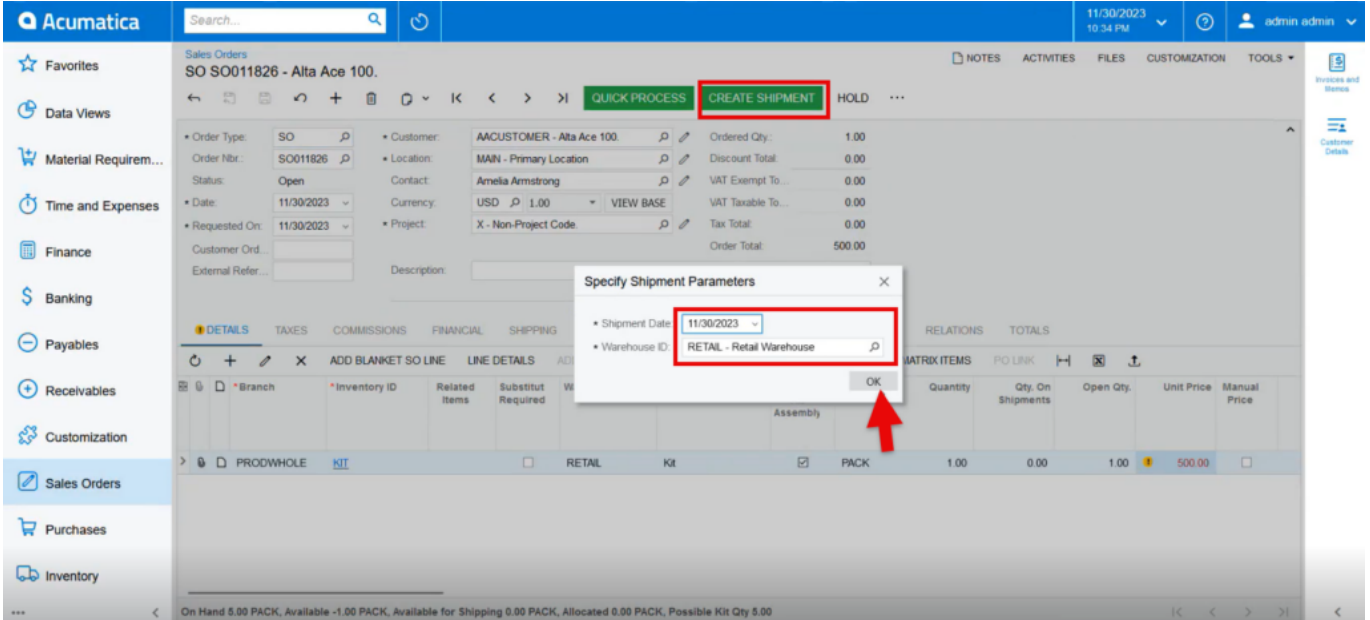
ADD BLANKET SO LINE  
 LINE DETAILS  
 ADD INVOICE  
 LINE ITEM ENHANCEMENT  
 ADD ITEMS  
 ADD MATRIX ITEMS  
 PO LINK

Branch	Inventory ID	Related Items	Substitut Required	Warehouse	Line Description	Create Kit Assembly	UOM	Quantity	Qty. On Shipments	Open Qty.	Unit Price	Manual Price
	PRODWHOLE	KIT		RETAIL	Kit	<input checked="" type="checkbox"/>	PACK	1.00	0.00	1.00	500.00	

On Hand 5.00 PACK, Available -1.00 PACK, Available for Shipping 0.00 PACK, Allocated 0.00 PACK, Possible Kit Qty 5.00

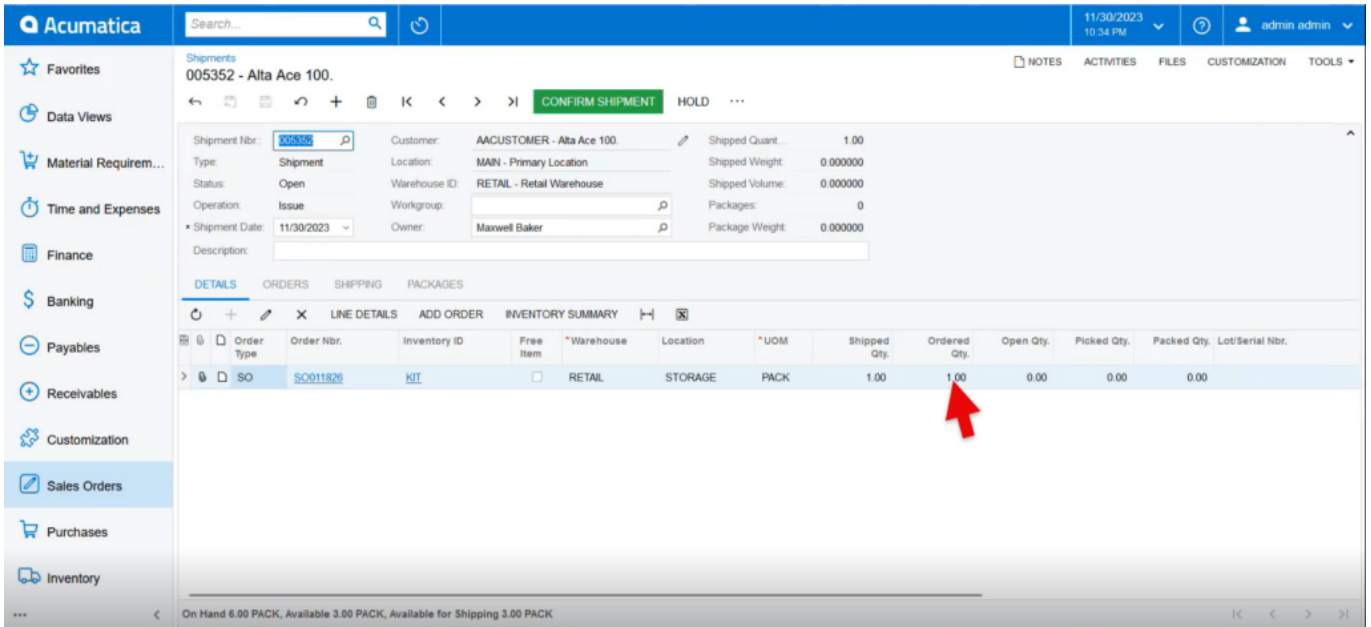
## Order Types

- Click on **[Create Shipment]**.
  - A pop-up will appear on the screen enter the **[Shipment Date]** and **[Warehouse ID]**.
-  • Click on **[Ok]**.



The screenshot displays the Acumatica software interface for a sales order. A dialog box titled "Specify Shipment Parameters" is open, allowing the user to define shipment details. The "Shipment Date" is set to 11/30/2023, and the "Warehouse ID" is set to RETAIL - Retail Warehouse. Both fields are highlighted with red boxes. An "OK" button is also highlighted with a red box and a red arrow pointing to it. The background shows a sales order summary for "SO SO011826 - Alta Ace 100" with various fields like Order Type, Customer, Location, and Order Total.

## Order Types



Shipment Nbr.: 005352 - Alta Ace 100.

Customer: AACUSTOMER - Alta Ace 100

Location: MAN - Primary Location

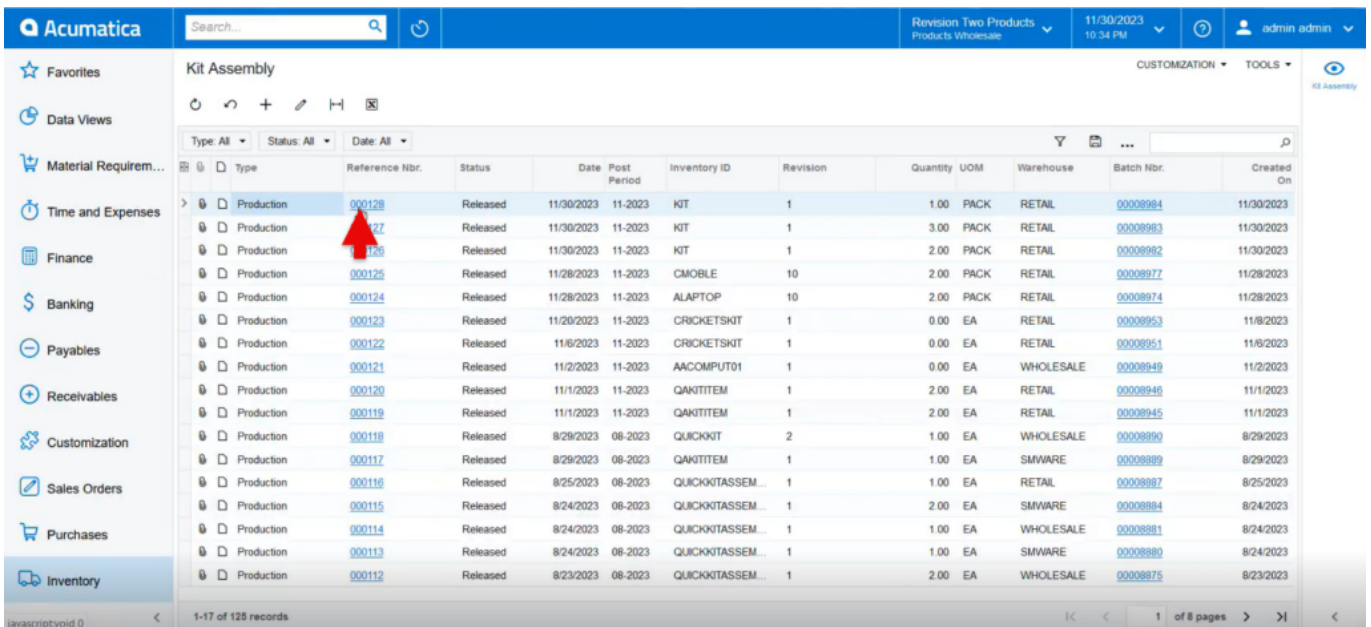
Warehouse ID: RETAIL - Retail Warehouse

Owner: Maxwell Baker

Order Type	Order Nbr.	Inventory ID	Free Item	Warehouse	Location	UOM	Shipped Qty.	Ordered Qty.	Open Qty.	Picked Qty.	Packed Qty.	Lot/Serial Nbr.
SO	SO011928	KIT	<input type="checkbox"/>	RETAIL	STORAGE	PACK	1.00	1.00	0.00	0.00	0.00	

## Shipments

- Click on **[Confirm Shipment]**.
- No kit process is required for shipment; the order will be added in the Kit Assembly.



Type	Reference Nbr.	Status	Date	Post Period	Inventory ID	Revision	Quantity	UOM	Warehouse	Batch Nbr.	Created On
Production	000128	Released	11/30/2023	11-2023	KIT	1	1.00	PACK	RETAIL	00008984	11/30/2023
Production	000127	Released	11/30/2023	11-2023	KIT	1	3.00	PACK	RETAIL	00008983	11/30/2023
Production	000126	Released	11/30/2023	11-2023	KIT	1	2.00	PACK	RETAIL	00008982	11/30/2023
Production	000125	Released	11/28/2023	11-2023	CMOBLE	10	2.00	PACK	RETAIL	00008977	11/28/2023
Production	000124	Released	11/28/2023	11-2023	ALAPTOP	10	2.00	PACK	RETAIL	00008974	11/28/2023
Production	000123	Released	11/20/2023	11-2023	CRICKETSKIT	1	0.00	EA	RETAIL	00008953	11/8/2023
Production	000122	Released	11/6/2023	11-2023	CRICKETSKIT	1	0.00	EA	RETAIL	00008951	11/8/2023
Production	000121	Released	11/2/2023	11-2023	AACOMPUT01	1	0.00	EA	WHOLESALE	00008949	11/2/2023
Production	000120	Released	11/1/2023	11-2023	QAKITITEM	1	2.00	EA	RETAIL	00008946	11/1/2023
Production	000119	Released	11/1/2023	11-2023	QAKITITEM	1	2.00	EA	RETAIL	00008945	11/1/2023
Production	000118	Released	8/29/2023	08-2023	QUICKKIT	2	1.00	EA	WHOLESALE	00008890	8/29/2023
Production	000117	Released	8/29/2023	08-2023	QAKITITEM	1	1.00	EA	SMWARE	00008889	8/29/2023
Production	000116	Released	8/25/2023	08-2023	QUICKKITASSEM...	1	1.00	EA	RETAIL	00008887	8/25/2023
Production	000115	Released	8/24/2023	08-2023	QUICKKITASSEM...	1	2.00	EA	SMWARE	00008884	8/24/2023
Production	000114	Released	8/24/2023	08-2023	QUICKKITASSEM...	1	1.00	EA	WHOLESALE	00008881	8/24/2023
Production	000113	Released	8/24/2023	08-2023	QUICKKITASSEM...	1	1.00	EA	SMWARE	00008880	8/24/2023
Production	000112	Released	8/23/2023	08-2023	QUICKKITASSEM...	1	2.00	EA	WHOLESALE	00008875	8/23/2023

Kit Assembly

