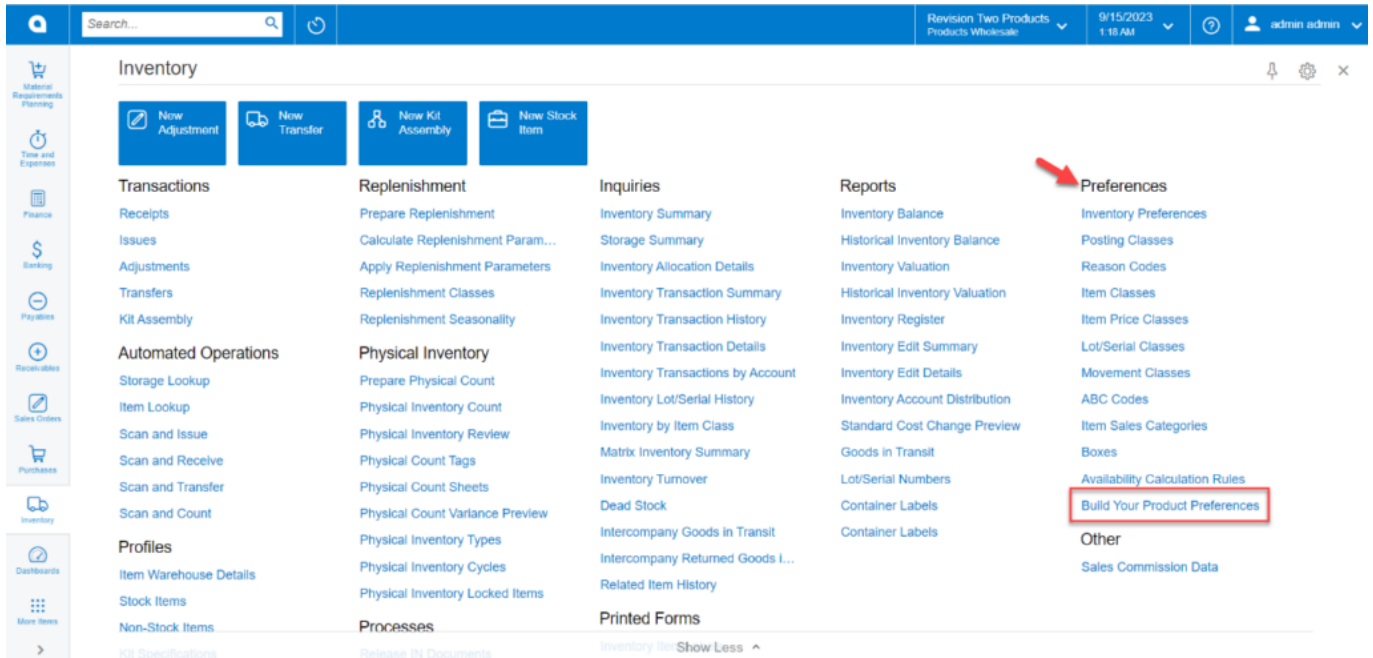


Configuring BYP Preferences

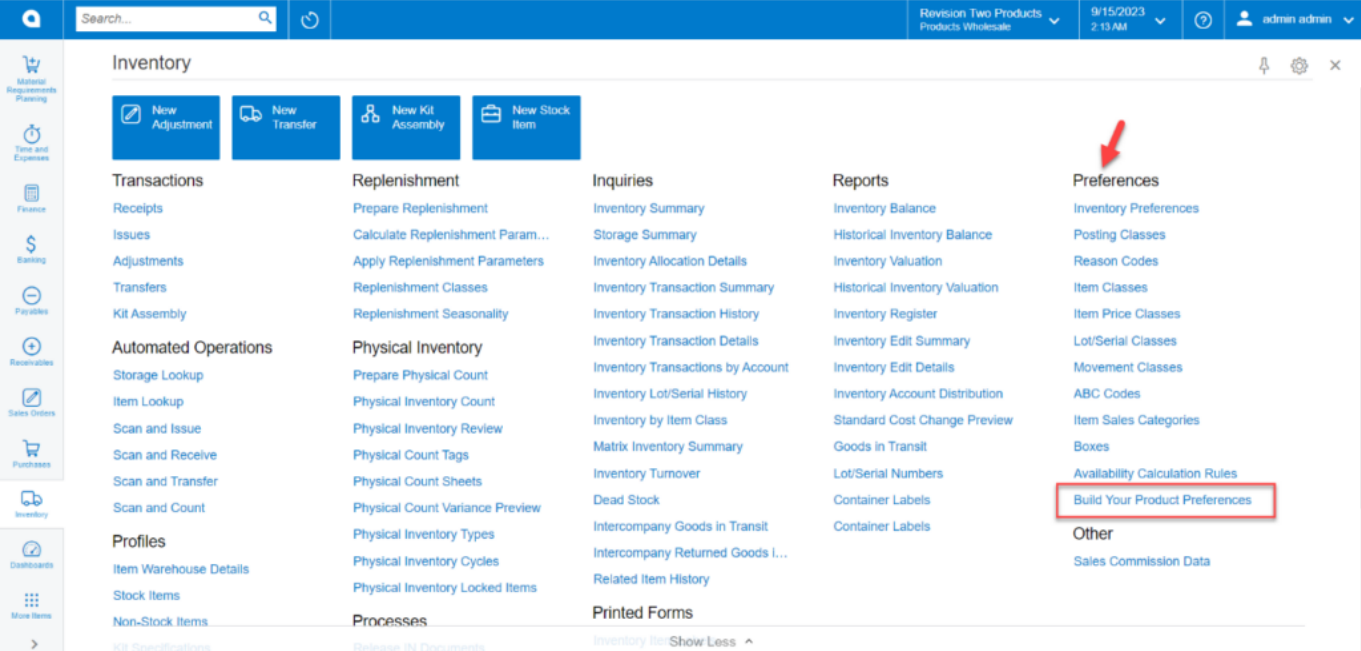


We have added an option for **[Build Your Products Preferences]** under **[Preferences]**.



Build Your Products window

This feature will allow you to set the product preferences for creating transactions. By clicking on this you will be redirected to the preferences screen. At the bottom of the Preferences column, you will get the option **[Build Your Product Preferences]**.




The screenshot shows the Fusion Inventory Management interface. The 'Preferences' menu is highlighted with a red box and a red arrow pointing to it. The 'Build Your Product Preferences' option is also highlighted with a red box.

Option for Build Your Product Preferences

The above option will redirect you to the page with the following details.

Tenant	(Hub) Server	Local Server
BYP REASON CODES		
Receipt Reason Code	Lookup	BYPRECEIPTS
Issue Reason Code	Lookup	BYPISSUE
Adjustment Reason Code	Lookup	BYPADJUSTMENT
REPORT SETTINGS (based on the selection the following will be displayed on the Report)		
Show Components on Sales Order	Checkbox	If a checked component on the sales order is shown.
Show Components on Shipment Confirmation	Checkbox	If the component on the shipment confirmation

Tenant	(Hub) Server	Local Server
 Show Components on the Pick List	Checkbox	If checked then the components will be shown on the Pick List.
Show Components on Invoice	Checkbox	If checked, the components will be shown on the Invoice.

Search...

Revision Two Products
Products Wholesale

9/15/2023
2:47 AM

admin admin

Build Your Product Preferences

NOTES

FILES

CUSTOMIZATION

TOOLS

Star

Favorites

Calendar

Data Views

Shopping Cart

Material Requirements Planning

Clock

Time and Expenses

Accounting

Finance

Dollar Sign

Banking

Minus

Payables

Plus

Receivables

Document

Sales Orders

Shopping Cart

Purchases

Truck

Inventory

BYP REASON CODES

Receipt Reason Code: BYPRECEIPTS

Issue Reason Code: BYPISSUE

Adjustment Reason Code: BYPADJUSTMENT

REPORT SETTINGS

☒ Show Components On Sales Order

☒ Show Components On Shipment Confirmation

☒ Show Components On Pick List

☐ Show Components On Invoice

Product Preferences option