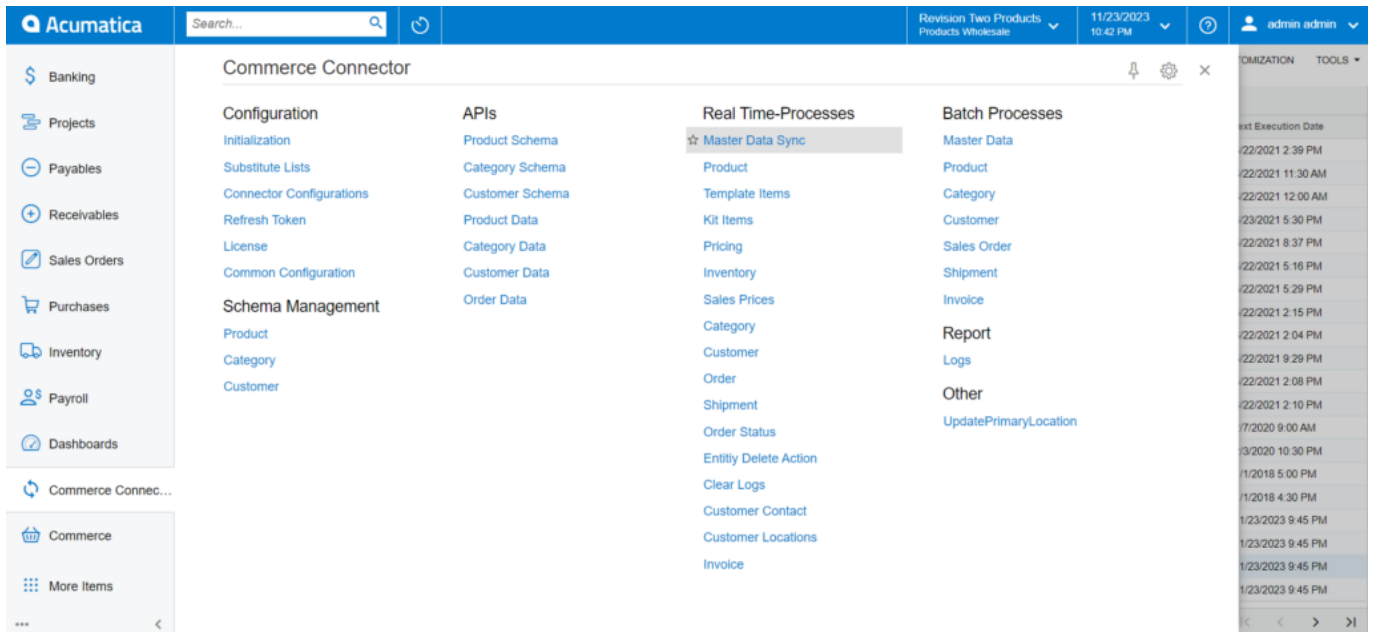


Real-time Process in Commerce Connector



In case the schedulers don't work automatically, you can use the Real-time Process in the Commerce Connector.



Real-Time Process in the Scheduler.

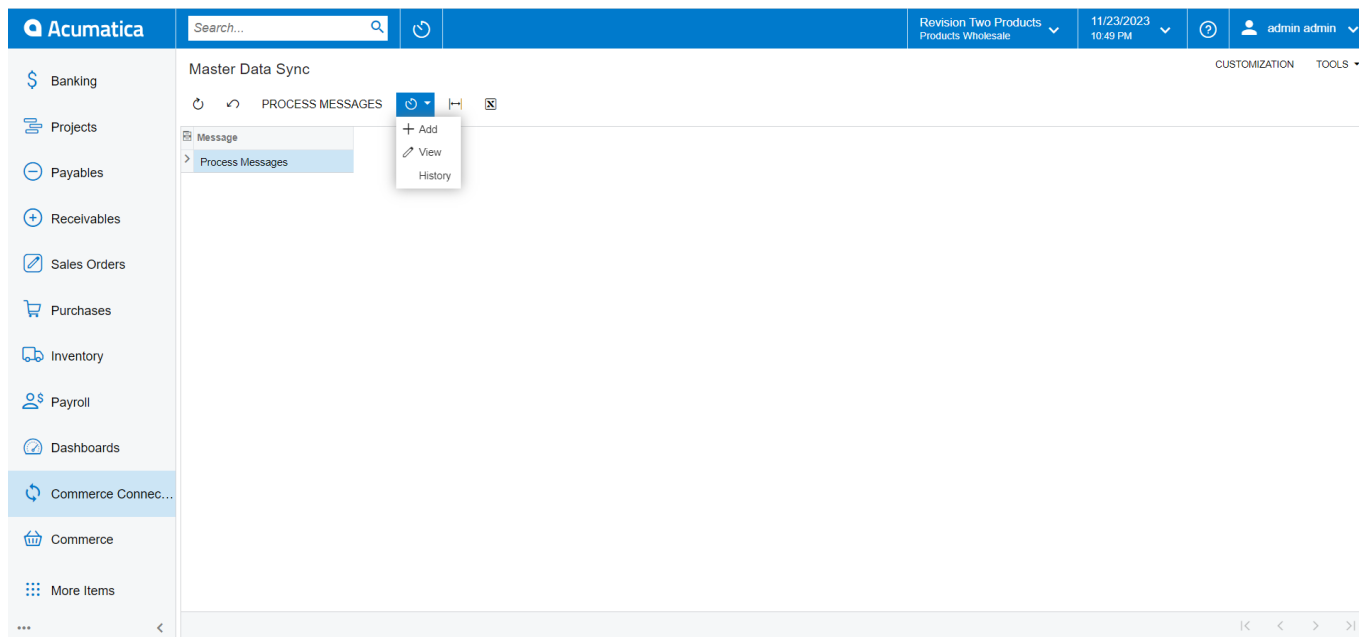
This includes the following options:

- Master Data Sync
- Product
- Template Items
- Kit Items
- Pricing
- Inventory
- Sales Prices
- Category
- Customer
- Order
- Shipment
- Order Status
- Entity Delete Action

- Clear Logs
- Customer Contact
- ✖ • Customer Locations
- Invoice

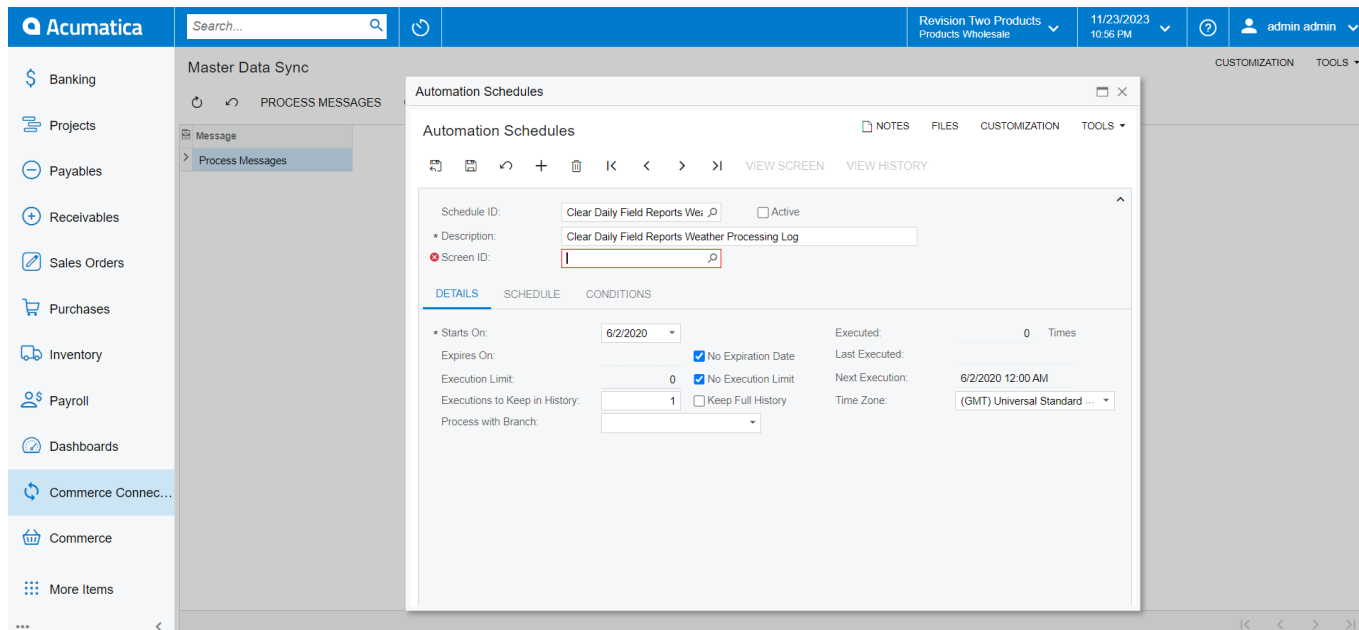
Illustration:

Following is an example of Master Data Sync in the Real-Time Process.



Option to Add, View and History.

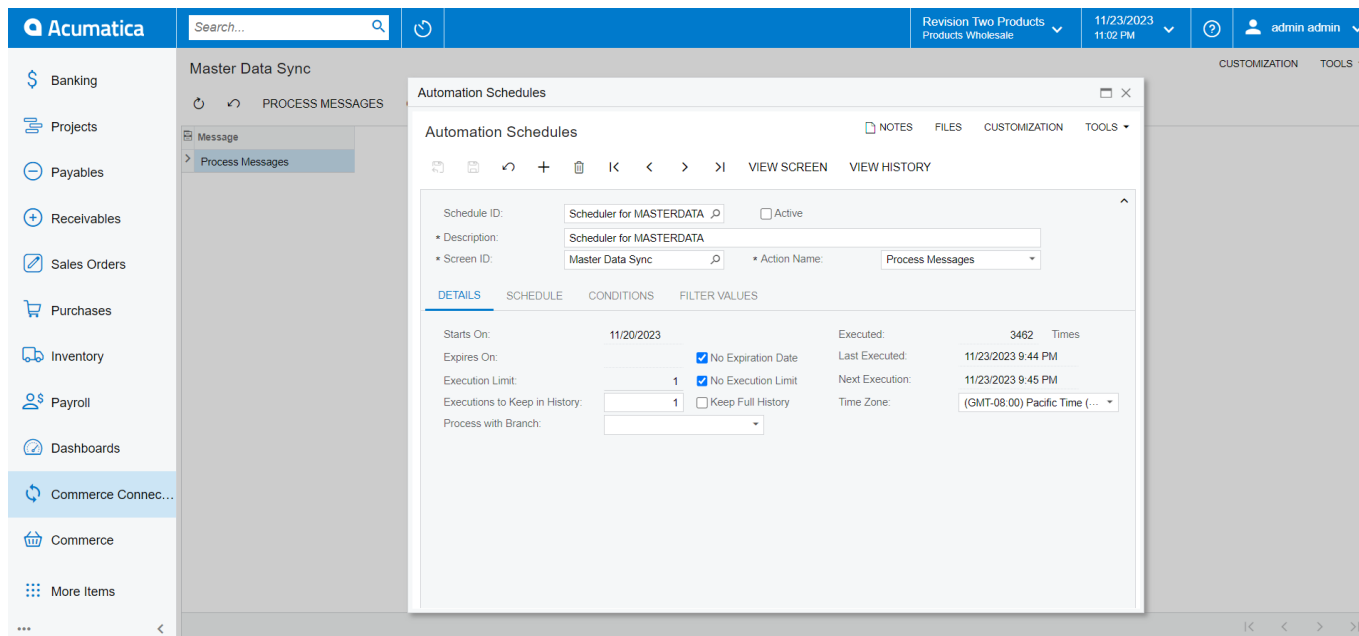
Adding Schedulers: You can add the schedulers by clicking on the Add button.



The screenshot shows the Acumatica interface with the 'Automation Schedules' window open. The window displays details for a schedule named 'Clear Daily Field Reports Weather Processing Log'. The 'Schedule ID' is 'Clear Daily Field Reports Wei', and the 'Screen ID' is '1'. The 'Details' tab is active, showing the schedule is set to start on 6/2/2020, with no expiration date and no execution limit. The 'Next Execution' is scheduled for 6/2/2020 at 12:00 AM in the '(GMT) Universal Standard' time zone. The 'Process with Branch' is set to an empty dropdown.


Adding Scheduler

Viewing Schedulers: You can view the schedulers by clicking on the View button.



The screenshot shows the Acumatica interface with the 'Automation Schedules' window open. The window displays details for a schedule named 'Scheduler for MASTERDATA'. The 'Schedule ID' is 'Scheduler for MASTERDATA', and the 'Screen ID' is 'Master Data Sync'. The 'Action Name' is 'Process Messages'. The 'Details' tab is active, showing the schedule is set to start on 11/20/2023, with no expiration date and no execution limit. The 'Next Execution' is scheduled for 11/23/2023 at 9:45 PM in the '(GMT-08:00) Pacific Time' time zone. The 'Process with Branch' is set to an empty dropdown.

View the Scheduler



History: Upon clicking on the [History] button you will be able to view the following details.

Acumatica

Search...

Revision Two Products
Products Wholesale

11/23/2023
11:11 PM

admin admin

Automation Schedule History

DELETE DELETE ALL

Screen: Master Data Sync
Schedule:

From:
To:

	Stati	Screen ID	Schedule	Execution Date	Total Records	Process	Warning	Errors	Execution Result
>	<input checked="" type="checkbox"/>	KN.CF.52.30	Scheduler for MASTERDATA	11/23/2023 9:-	0	0	0	0	Processing ...
	<input type="checkbox"/>	KN.CF.52.30		1215 11/20/2023 9:-	0	0	0	0	Processing ...
	<input type="checkbox"/>	KN.CF.52.30		1202 10/31/2023 1C	0	0	0	0	Processing ...

CUSTOMIZATION

TOOLS

Automation Schedule History