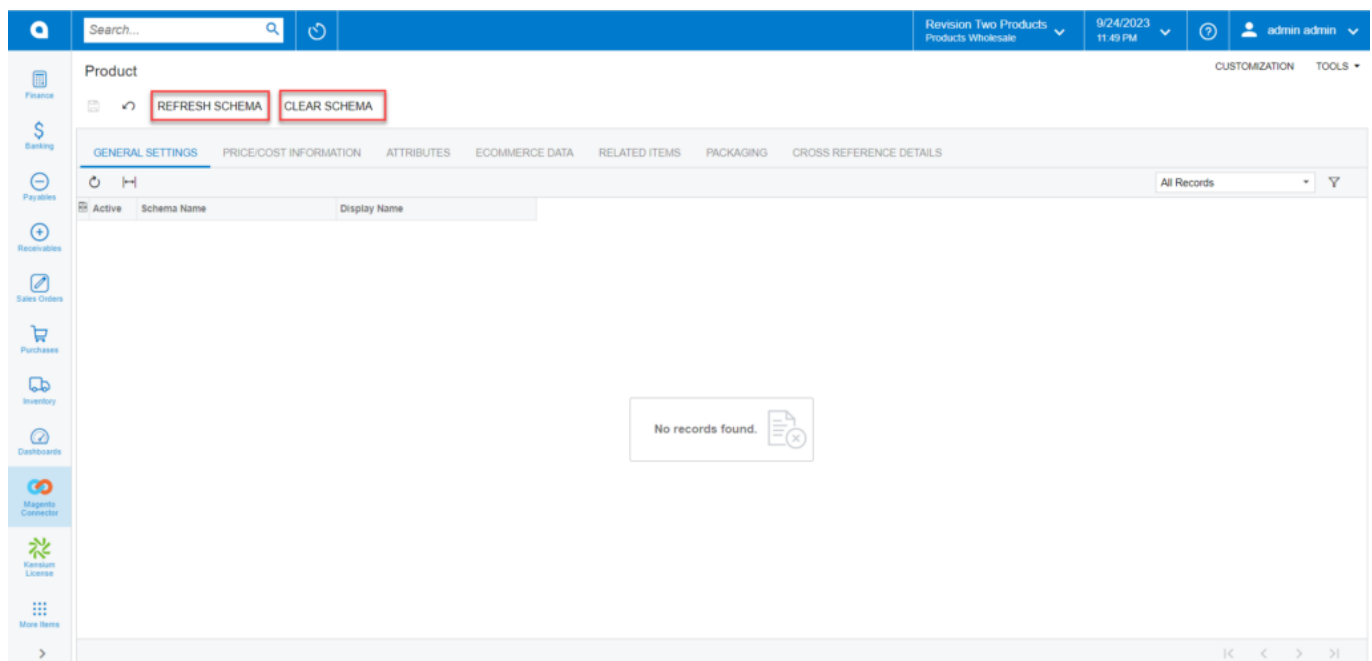


Product Schema in Acumatica

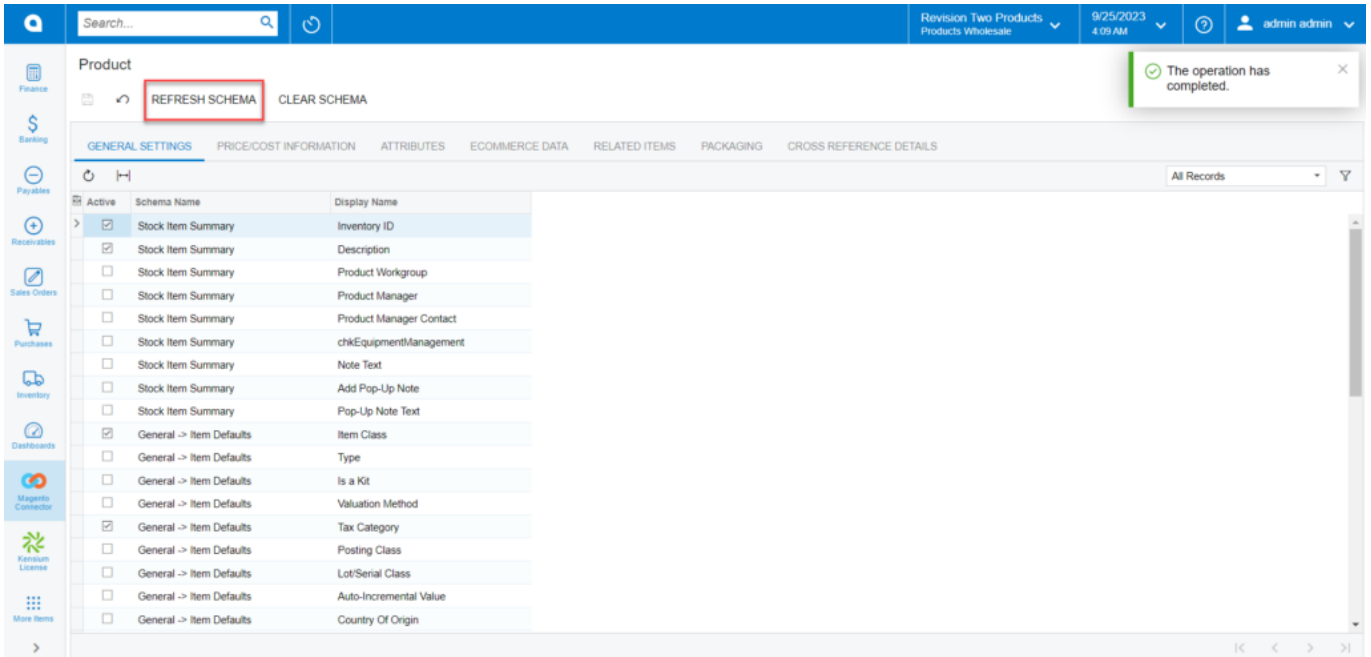


By clicking on the Product Schema Acumatica will open the [Product Schema] screen which includes **[Refresh Schema]** and **[Clear Schema]**. In the first place, the screen should appear blank. All the tabs like [General Settings], [Price/Cost Information], [Attributes], [Ecommerce Data], [Related Items], [Packaging], and [Cross Reference Details] should be blank. They should not contain records under all these columns.



In the first place, the columns should be blank

- **Refresh Schema:** By clicking on this option, the application will run a process and pull up all the fields. This will retrieve all the field names which have been used in the application. Under the General Settings, the application will show the Schema Name and Display Name. Display Name is the field label name used in Acumatica.



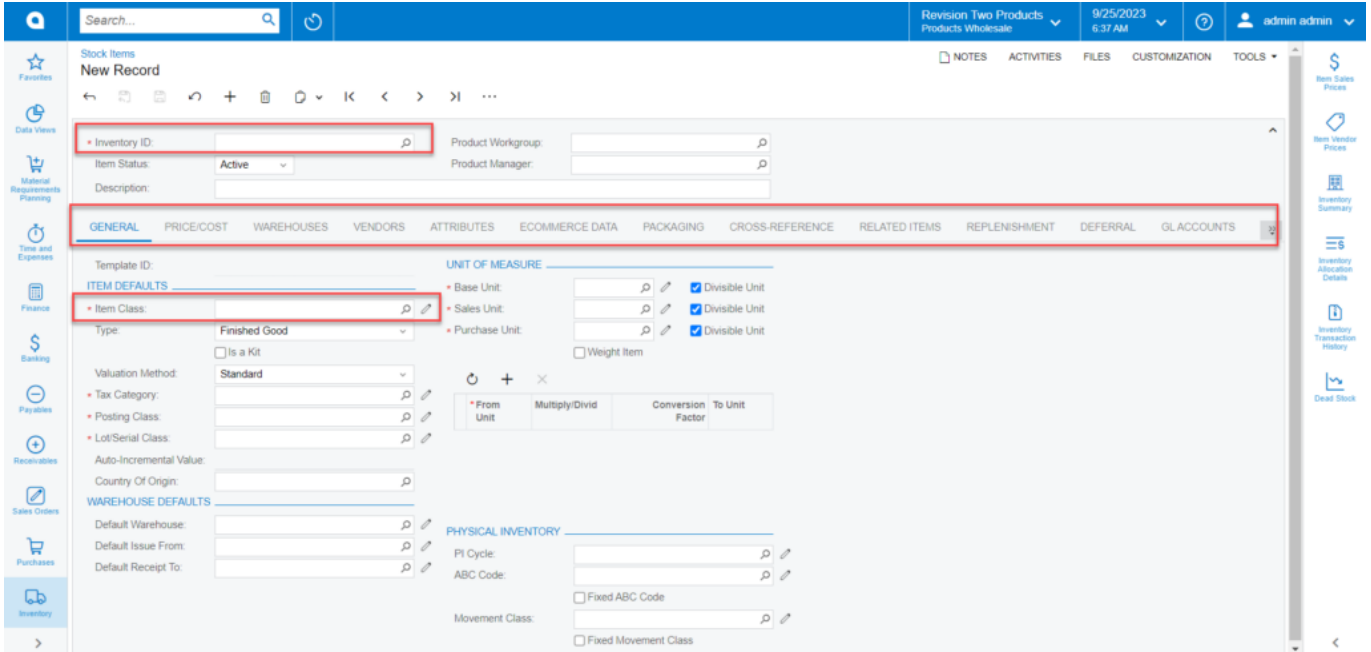
The screenshot shows the Fusion Adobe Connector interface. At the top, there's a search bar and a navigation menu. The main area is titled 'Product' and contains a table with columns 'Active', 'Schema Name', and 'Display Name'. The 'REFRESH SCHEMA' button is highlighted with a red box. A notification message in the top right corner states 'The operation has completed.'.

Active	Schema Name	Display Name
<input checked="" type="checkbox"/>	Stock Item Summary	Inventory ID
<input checked="" type="checkbox"/>	Stock Item Summary	Description
<input type="checkbox"/>	Stock Item Summary	Product Workgroup
<input type="checkbox"/>	Stock Item Summary	Product Manager
<input type="checkbox"/>	Stock Item Summary	Product Manager Contact
<input type="checkbox"/>	Stock Item Summary	chkEquipmentManagement
<input type="checkbox"/>	Stock Item Summary	Note Text
<input type="checkbox"/>	Stock Item Summary	Add Pop-Up Note
<input type="checkbox"/>	Stock Item Summary	Pop-Up Note Text
<input checked="" type="checkbox"/>	General -> Item Defaults	Item Class
<input type="checkbox"/>	General -> Item Defaults	Type
<input type="checkbox"/>	General -> Item Defaults	Is a Kit
<input type="checkbox"/>	General -> Item Defaults	Valuation Method
<input checked="" type="checkbox"/>	General -> Item Defaults	Tax Category
<input type="checkbox"/>	General -> Item Defaults	Posting Class
<input type="checkbox"/>	General -> Item Defaults	Lot/Serial Class
<input type="checkbox"/>	General -> Item Defaults	Auto-Incremental Value
<input type="checkbox"/>	General -> Item Defaults	Country Of Origin

After refreshing the schema the fields are displayed

Once the **[Refresh Schema]** routine is performed, you will get a message **[The operation has completed]**.

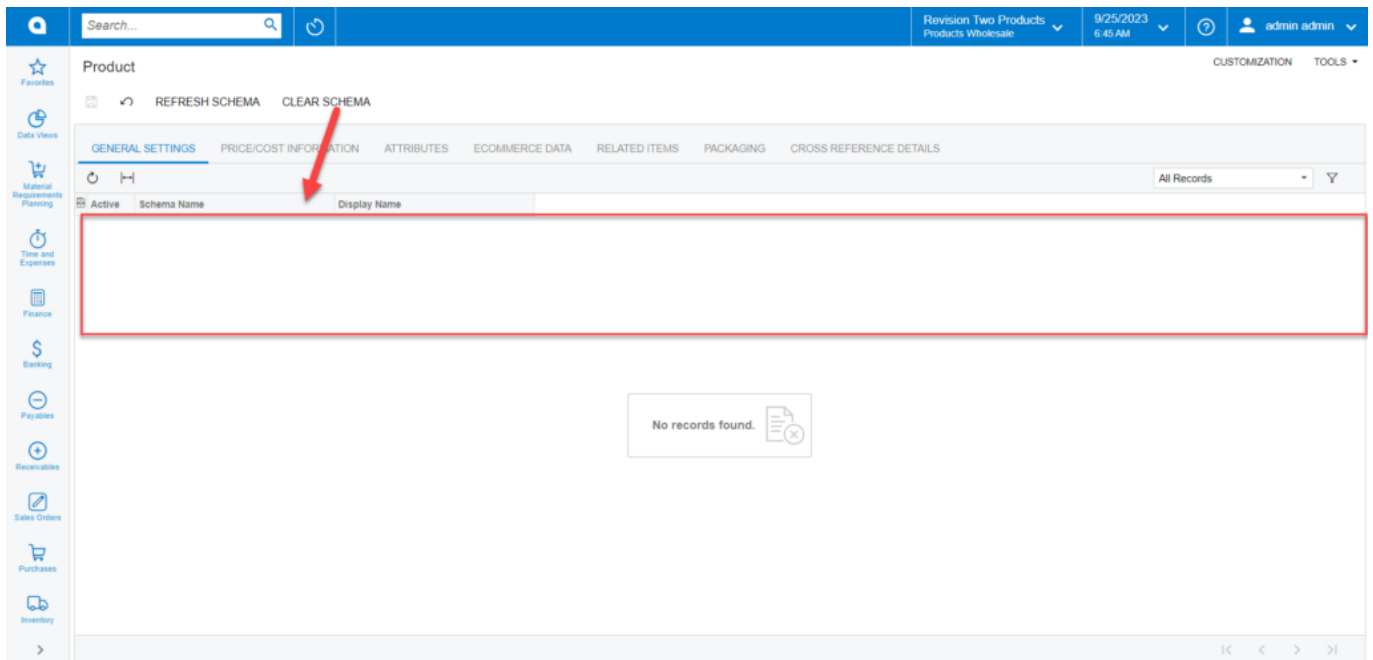
For, if you open the stock item browse in Acumatica, you will have General, Price/Cost, Warehouses, Vendors, Attributes, Ecommerce Data, Packaging, Cross-References, Related Items, Replenishment, Deferral, GL Accounts etc. tabs. At the same time, you will have some mandatory fields like Inventory ID, Item Class etc. as shown below.



Stock items browse with different tabs

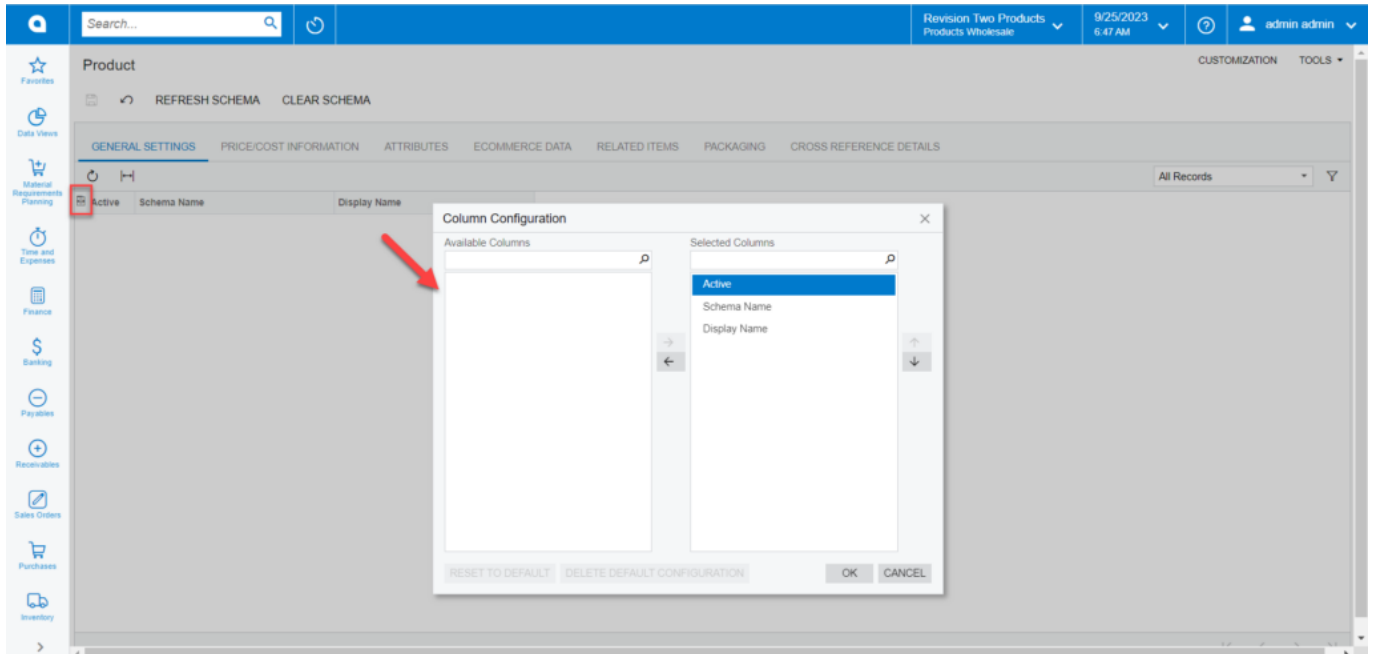
In both columns, you can view the Schema names and the Display Name which indicates the field label name as shown in the above figure.

- **Clear Schema:** By clicking on the Clear Schema option, the application will clear all the [Schema Name] and the [Display Name].



Clear Schema option will clear all the Schema & and Display Name

- **Column Configuration:** This option will allow you to configure the columns. You can customize the column by clicking the [Active] button on the left of the grid. A popup will appear on the screen for [Column Configuration]. You can include or exclude columns as per your requirement.



Option to configure the column

- **Price/Cost Information:** The [Price/Cost Information] followed by the [General Settings] will show all the Price Management-related schema names along with the display name. See the following figures.

Product

REFRESH SCHEMA CLEAR SCHEMA

GENERAL SETTINGS **PRICE/COST INFORMATION** ATTRIBUTES ECOMMERCE DATA RELATED ITEMS PACKAGING CROSS REFERENCE DETAILS

Active Schema Name Display Name

<input checked="" type="checkbox"/>	Price/Cost -> Price Management	Price Class
<input type="checkbox"/>	Price/Cost -> Price Management	Price Workgroup
<input type="checkbox"/>	Price/Cost -> Price Management	Price Manager
<input type="checkbox"/>	Price/Cost -> Price Management	Price Manager Contact
<input type="checkbox"/>	Price/Cost -> Price Management	Subject to Commission
<input type="checkbox"/>	Price/Cost -> Price Management	Min. Markup %
<input type="checkbox"/>	Price/Cost -> Price Management	Markup %
<input type="checkbox"/>	Price/Cost -> Standard Cost	Pending Cost
<input type="checkbox"/>	Price/Cost -> Standard Cost	Pending Cost Date
<input type="checkbox"/>	Price/Cost -> Standard Cost	Current Cost
<input type="checkbox"/>	Price/Cost -> Standard Cost	Effective Date
<input type="checkbox"/>	Price/Cost -> Cost Statistics	Last Cost
<input type="checkbox"/>	Price/Cost -> Cost Statistics	Average Cost
<input type="checkbox"/>	Price/Cost -> Cost Statistics	Min. Cost
<input type="checkbox"/>	Price/Cost -> Cost Statistics	Max. Cost

All the Schema Name and Display Name is reflection in the Price/ Cost tab.

Price / Cost Information in Product Schema

Product

REFRESH SCHEMA CLEAR SCHEMA

GENERAL SETTINGS **PRICE/COST INFORMATION** ATTRIBUTES ECOMMERCE DATA RELATED ITEMS PACKAGING CROSS REFERENCE DETAILS

Active Schema Name Display Name

<input checked="" type="checkbox"/>	Price/Cost -> Price Management	Price Class
<input type="checkbox"/>	Price/Cost -> Price Management	Price Workgroup
<input type="checkbox"/>	Price/Cost -> Price Management	Price Manager
<input type="checkbox"/>	Price/Cost -> Price Management	Price Manager Contact
<input type="checkbox"/>	Price/Cost -> Price Management	Subject to Commission
<input type="checkbox"/>	Price/Cost -> Price Management	Min. Markup %
<input type="checkbox"/>	Price/Cost -> Price Management	Markup %
<input type="checkbox"/>	Price/Cost -> Standard Cost	Pending Cost
<input type="checkbox"/>	Price/Cost -> Standard Cost	Pending Cost Date
<input type="checkbox"/>	Price/Cost -> Standard Cost	Current Cost
<input type="checkbox"/>	Price/Cost -> Standard Cost	Effective Date
<input type="checkbox"/>	Price/Cost -> Cost Statistics	Last Cost
<input type="checkbox"/>	Price/Cost -> Cost Statistics	Average Cost
<input type="checkbox"/>	Price/Cost -> Cost Statistics	Min. Cost
<input type="checkbox"/>	Price/Cost -> Cost Statistics	Max. Cost

All the Schema Name and Display Name is reflection in the Price/ Cost tab.

Price / Cost tab includes all the schema and display name

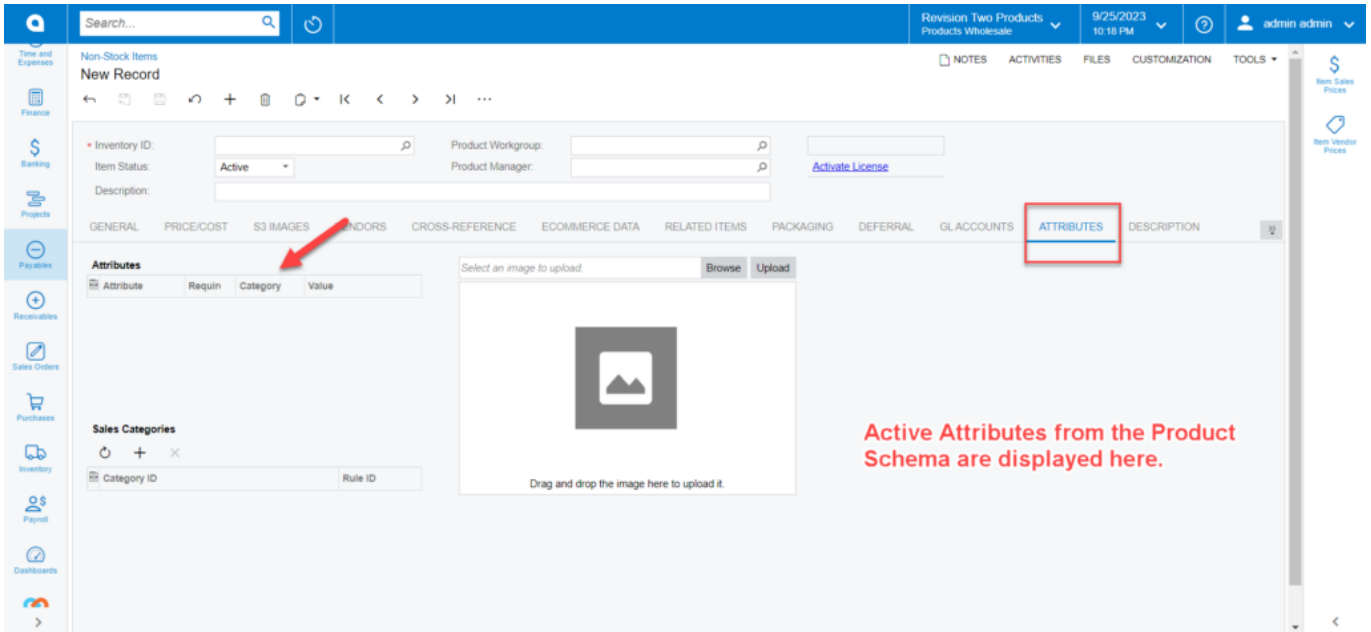
- **Attributes:** The [Attributes] in the Product Schema section is followed by the [Price/Cost Information]. This will show the Attribute ID, Substitute ID, Description, Attribute Types, and attribute values. The [Active] check box in the schema indicates the active attributes which are reflected in the in-stock item browse while creating a new product.



The Attributes which are selected as Active will be displayed in the Product browse. You need to define the attributes you want to see in the Product browse.

Product					
<div> <div>Search...</div> <div>Revision Two Products Products Wholesale</div> <div>9/25/2023 10:14 PM</div> <div>admin admin</div> </div>					
<div> <div>REFRESH SCHEMA</div> <div>CLEAR SCHEMA</div> </div>					
<div> <div>GENERAL SETTINGS</div> <div>PRICE/COST INFORMATION</div> <div>ATTRIBUTES</div> <div>ECOMMERCE DATA</div> <div>RELATED ITEMS</div> <div>PACKAGING</div> <div>CROSS REFERENCE DETAILS</div> </div>					
<div> <div>Active</div> <div>AttributeID</div> <div>Substitute ID</div> <div>Description</div> <div>Attribute Type</div> <div>Attribute Values</div> </div>					
<input checked="" type="checkbox"/>	ACOLOUR	kcolour	ACOLOUR	Combo	Blue, Green, Yellow
<input type="checkbox"/>	ASCOLOUR		ASCOLOUR	Combo	Blue, Green, White
<input checked="" type="checkbox"/>	ASIZE	ksize	ASIZE	Combo	L, M, X
<input type="checkbox"/>	ASSEMBLED		Assembled or Boxed	Combo	Assembled, Boxed
<input type="checkbox"/>	ASSIZE		ASSIZE	Combo	L, M, X
<input checked="" type="checkbox"/>	CCOOL		Color	Combo	Blue, Green, Red
<input checked="" type="checkbox"/>	CHCOLOR		CHCOLOR	Combo	Blue, Pink, White
<input checked="" type="checkbox"/>	CHSIZE		CHSIZE	Combo	L, M, S
<input checked="" type="checkbox"/>	COLO		Colours	Combo	Blue, Green, Red
<input checked="" type="checkbox"/>	COLOPWA		Colopwa	Combo	Black, Pink, Yellow
<input checked="" type="checkbox"/>	COLOR		Color	Combo	BLACK, BLUE, GREY, RED, WHITE
<input type="checkbox"/>	COLOUR26		Colour26	Combo	BLACK, BLUE, RED
<input type="checkbox"/>	COLOURTS		COLOURTS	Combo	BLACK, BLUE, RED
<input type="checkbox"/>	CONFIGURAB		Configurable Attributes	Text	
<input type="checkbox"/>	CUSTCLASS		CUSTCLASS	Combo	NY, Y
<input type="checkbox"/>	CUSTOMCLR	COLOR	CLR	Combo	
<input checked="" type="checkbox"/>	EECOLOUR		EECOLOUR	Combo	Blue, Green, Red

Attributes in the Product Schema



Search...

Revision Two Products
Products Wholesale

9/25/2023
10:18 PM

admin admin


Non-Stock Items
New Record

Inventory ID: Product Workgroup:
Item Status: Product Manager:
Description:

Activate License

GENERAL PRICE/COST S3 IMAGES VENDORS CROSS-REFERENCE ECOMMERCE DATA RELATED ITEMS PACKAGING DEFERRAL GLACCOUNTS **ATTRIBUTES** DESCRIPTION

Attributes

Attribute	Requir	Category	Value
<div> <input type="text"/> <input type="button" value="Browse"/> <input type="button" value="Upload"/> </div> <div>  </div> <div> <p>Drag and drop the image here to upload it.</p> </div>			

Sales Categories

Category ID	Rule ID
<input type="text"/>	<input type="text"/>

Active Attributes from the Product Schema are displayed here.

Active Attributes in the Stock Item Browse

- **E-Commerce Data:** The [E-Commerce Data] in the Product Schema section is followed by the [Attributes]. This will show the Schema name and the Display name. The same will be displayed in the Product browser when you click on the E-commerce Data tab.

Product

Search... [icon] [refresh] [info] admin admin

REFRESH SCHEMA CLEAR SCHEMA

GENERAL SETTINGS PRICE/COST INFORMATION ATTRIBUTES **E-COMMERCE DATA** RELATED ITEMS PACKAGING CROSS REFERENCE DETAILS

All Records

Active	Schema Name	Display Name
<input checked="" type="checkbox"/>	Ecommerce Data	Description (Short)
<input type="checkbox"/>	Ecommerce Data	Meta Title
<input type="checkbox"/>	Ecommerce Data	Meta Description
<input type="checkbox"/>	Ecommerce Data	Meta Keywords
<input type="checkbox"/>	Ecommerce Data	Alternate Search Keywords
<input type="checkbox"/>	Ecommerce Data	URL Key
<input type="checkbox"/>	Ecommerce Data	Create Permanent Redirect for old URL
<input type="checkbox"/>	Ecommerce Data	CategoryID
<input checked="" type="checkbox"/>	Ecommerce Data -> Magento	Visibility
<input type="checkbox"/>	Ecommerce Data -> Magento	Enabled for Magento Sync
<input type="checkbox"/>	Ecommerce Data -> Magento	Enable UOM based sales on Magento
<input type="checkbox"/>	Ecommerce Data -> Note Text	Note Text
<input type="checkbox"/>	Ecommerce Data -> Last Sync to Mag...	Last Sync to Magento

Schema Names and Display Names in E-Commerce Data

Non-Stock Items

New Record

NOTES ACTIVITIES FILES CUSTOMIZATION TOOLS

GENERAL PRICE/COST S3 IMAGES VENDORS CROSS-REFERENCE **E-COMMERCE DATA** RELATED ITEMS PACKAGING DEFERRAL GLACCOUNTS ATTRIBUTES DESCRIPTION

Last Modified On: 9/25/2023 10:10:11 PM

Description (Short):

Meta Title:

Meta Description:

Meta Keywords:

Alternate Search ...

URL Key:

☐ Create Permanent Redirect for old URL

MAGENTO

Visibility:

☐ Enabled for Magento Sync

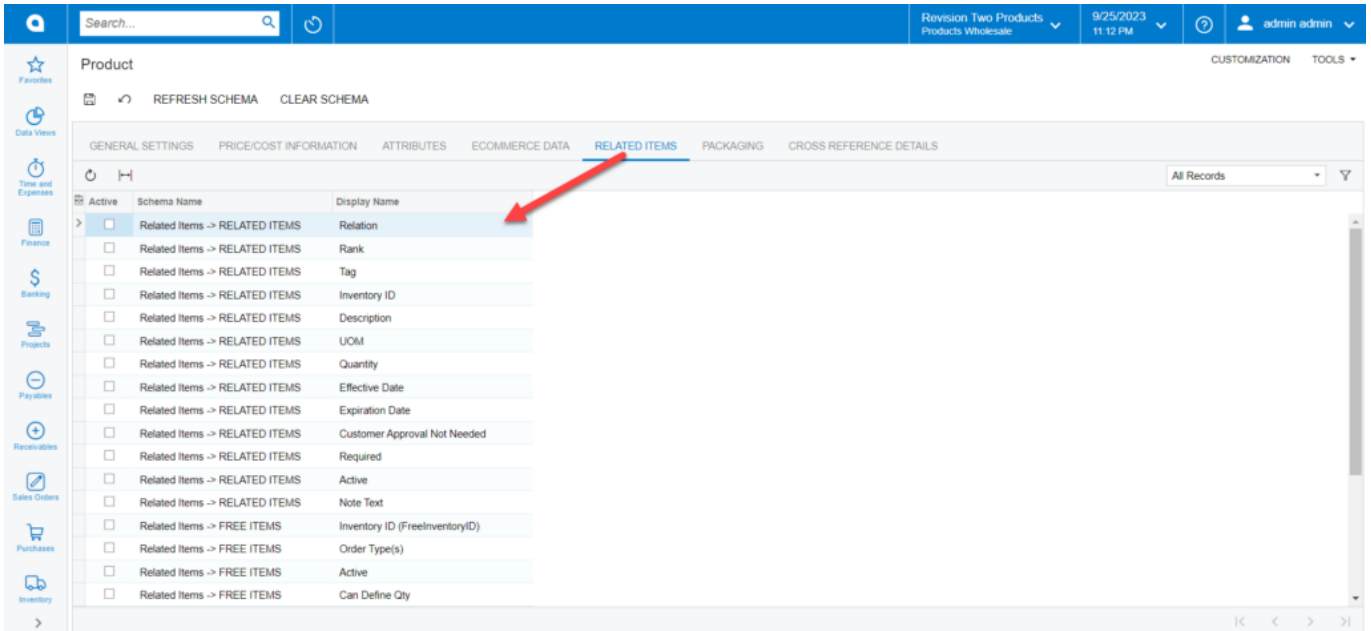
Last Sync to Mag ...

ChannelAdvisor SiteID Active CA Product ID

The Schema Names and Description (field description) is displayed under the E-COMMERCE DATA tab

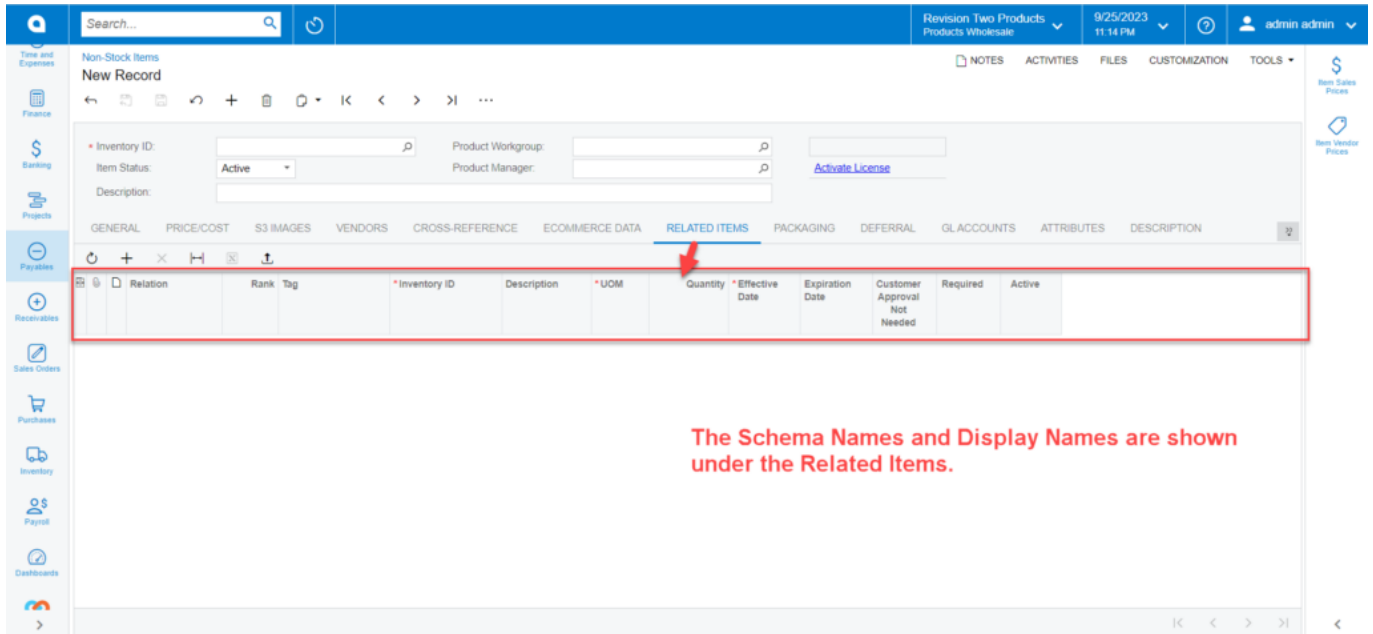
E-commerce Data in the non-stock Browse

- **Related Items:** The [Related Items] in the Product Schema section is followed by the [Ecommerce Data]. The [**Schema Names**] and the [**Display Names**] are displayed here. The same is reflected in the Stock Item browse under the [**Related Items**] tab. See the following screenshots.

Product		
GENERAL SETTINGS PRICE/COST INFORMATION ATTRIBUTES ECOMMERCE DATA RELATED ITEMS PACKAGING CROSS REFERENCE DETAILS		
Active	Schema Name	Display Name
<input type="checkbox"/>	Related Items -> RELATED ITEMS	Relation
<input type="checkbox"/>	Related Items -> RELATED ITEMS	Rank
<input type="checkbox"/>	Related Items -> RELATED ITEMS	Tag
<input type="checkbox"/>	Related Items -> RELATED ITEMS	Inventory ID
<input type="checkbox"/>	Related Items -> RELATED ITEMS	Description
<input type="checkbox"/>	Related Items -> RELATED ITEMS	UOM
<input type="checkbox"/>	Related Items -> RELATED ITEMS	Quantity
<input type="checkbox"/>	Related Items -> RELATED ITEMS	Effective Date
<input type="checkbox"/>	Related Items -> RELATED ITEMS	Expiration Date
<input type="checkbox"/>	Related Items -> RELATED ITEMS	Customer Approval Not Needed
<input type="checkbox"/>	Related Items -> RELATED ITEMS	Required
<input type="checkbox"/>	Related Items -> RELATED ITEMS	Active
<input type="checkbox"/>	Related Items -> RELATED ITEMS	Note Text
<input type="checkbox"/>	Related Items -> FREE ITEMS	Inventory ID (FreeInventoryID)
<input type="checkbox"/>	Related Items -> FREE ITEMS	Order Type(s)
<input type="checkbox"/>	Related Items -> FREE ITEMS	Active
<input type="checkbox"/>	Related Items -> FREE ITEMS	Can Define Qty

Schema Names and Display Names under the Related Items



Non-Stock Items
New Record

Inventory ID: Product Workgroup:
 Item Status: Product Manager:
 Description:

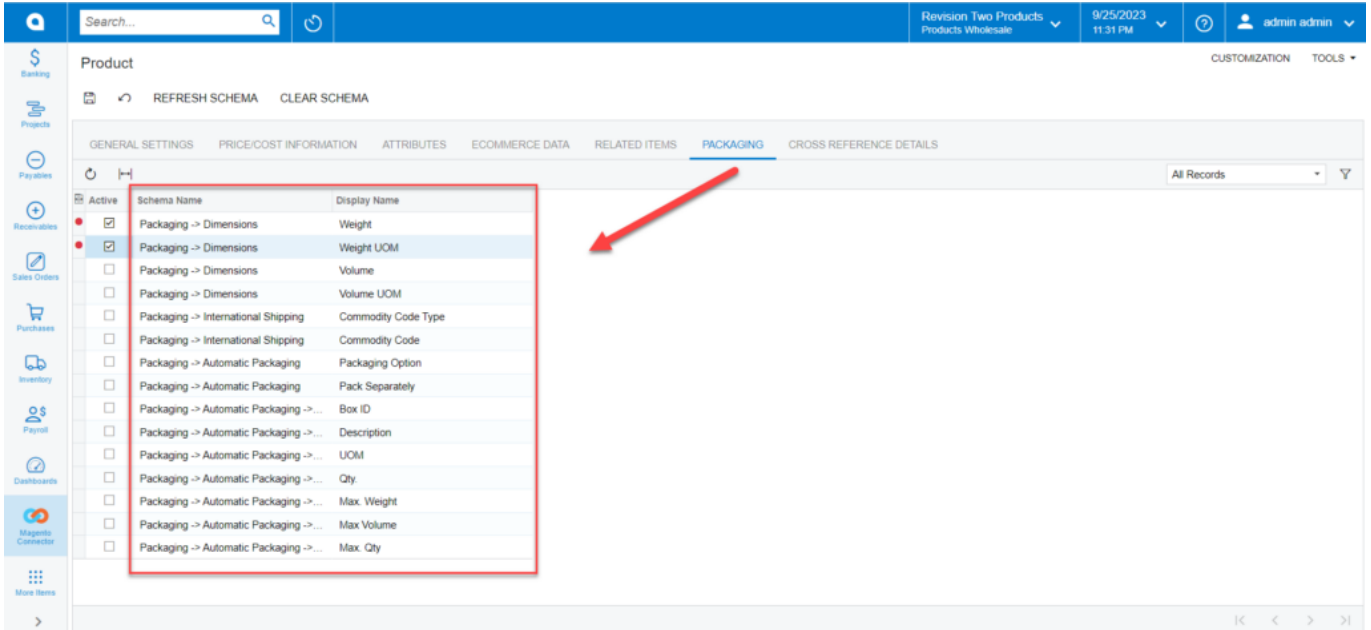
Activate License

GENERAL PRICE/COST S3 IMAGES VENDORS CROSS-REFERENCE ECOMMERCE DATA **RELATED ITEMS** PACKAGING DEFERRAL GLACCOUNTS ATTRIBUTES DESCRIPTION

Relation	Rank	Tag	Inventory ID	Description	UOM	Quantity	Effective Date	Expiration Date	Customer Approval Not Needed	Required	Active
The Schema Names and Display Names are shown under the Related Items.											

Related Items on the Stock Item Browse

- **Packaging:** The [Packaging] in the Product Schema section is followed by the [Related Items]. The [Schema Names] and the [Display Names] are displayed here. The same is reflected in the Stock Item browse under the [Packaging] tab.



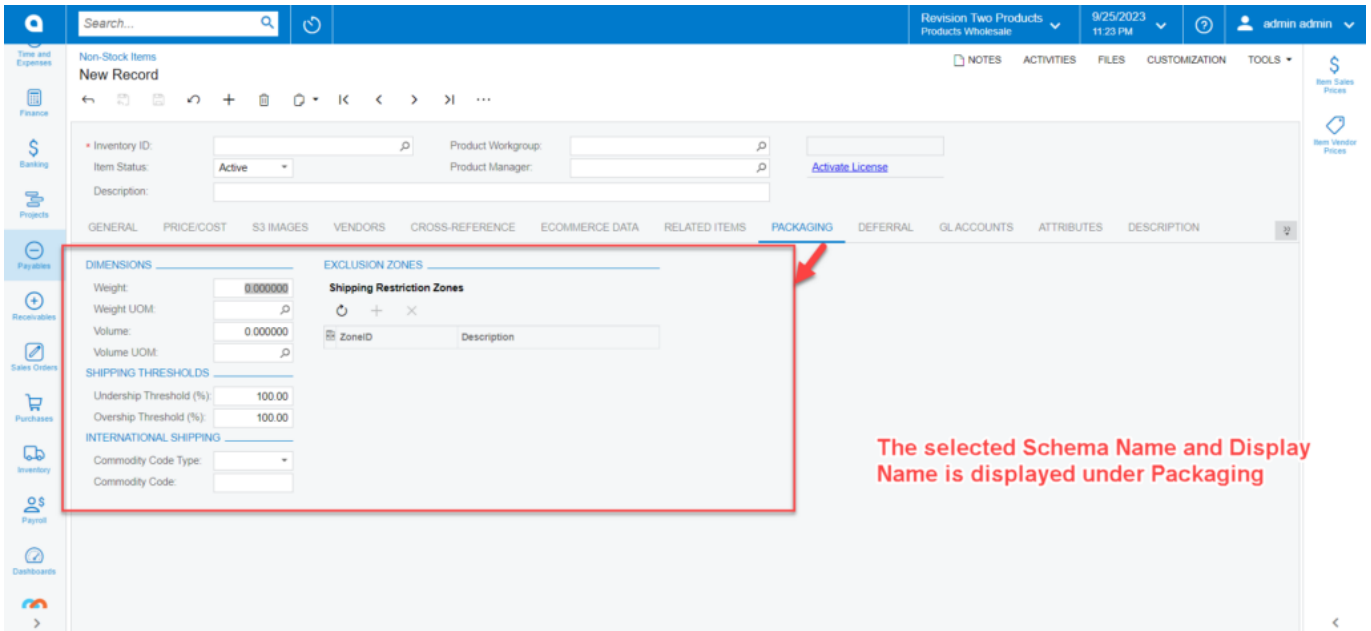
Product

REFRESH SCHEMA CLEAR SCHEMA

GENERAL SETTINGS PRICE/COST INFORMATION ATTRIBUTES ECOMMERCE DATA RELATED ITEMS **PACKAGING** CROSS REFERENCE DETAILS

Schema Name	Display Name
Packaging -> Dimensions	Weight
Packaging -> Dimensions	Weight UOM
Packaging -> Dimensions	Volume
Packaging -> Dimensions	Volume UOM
Packaging -> International Shipping	Commodity Code Type
Packaging -> International Shipping	Commodity Code
Packaging -> Automatic Packaging	Packaging Option
Packaging -> Automatic Packaging	Pack Separately
Packaging -> Automatic Packaging ->...	Box ID
Packaging -> Automatic Packaging ->...	Description
Packaging -> Automatic Packaging ->...	UOM
Packaging -> Automatic Packaging ->...	Qty
Packaging -> Automatic Packaging ->...	Max. Weight
Packaging -> Automatic Packaging ->...	Max Volume
Packaging -> Automatic Packaging ->...	Max. Qty

Schema Name and Display Name under the Packaging tab



Non-Stock Items

New Record

Inventory ID: Product Workgroup: Item Status: Active Product Manager: Activate License

Description:

GENERAL PRICE/COST S3 IMAGES VENDORS CROSS-REFERENCE ECOMMERCE DATA RELATED ITEMS **PACKAGING** DEFERRAL GLACCOUNTS ATTRIBUTES DESCRIPTION

DIMENSIONS

Weight: 0.000000 Weight UOM: Volume: 0.000000 Volume UOM:

SHIPPING THRESHOLDS

Undershoot Threshold (%): 100.00 Overshoot Threshold (%): 100.00

INTERNATIONAL SHIPPING

Commodity Code Type: Commodity Code:

EXCLUSION ZONES

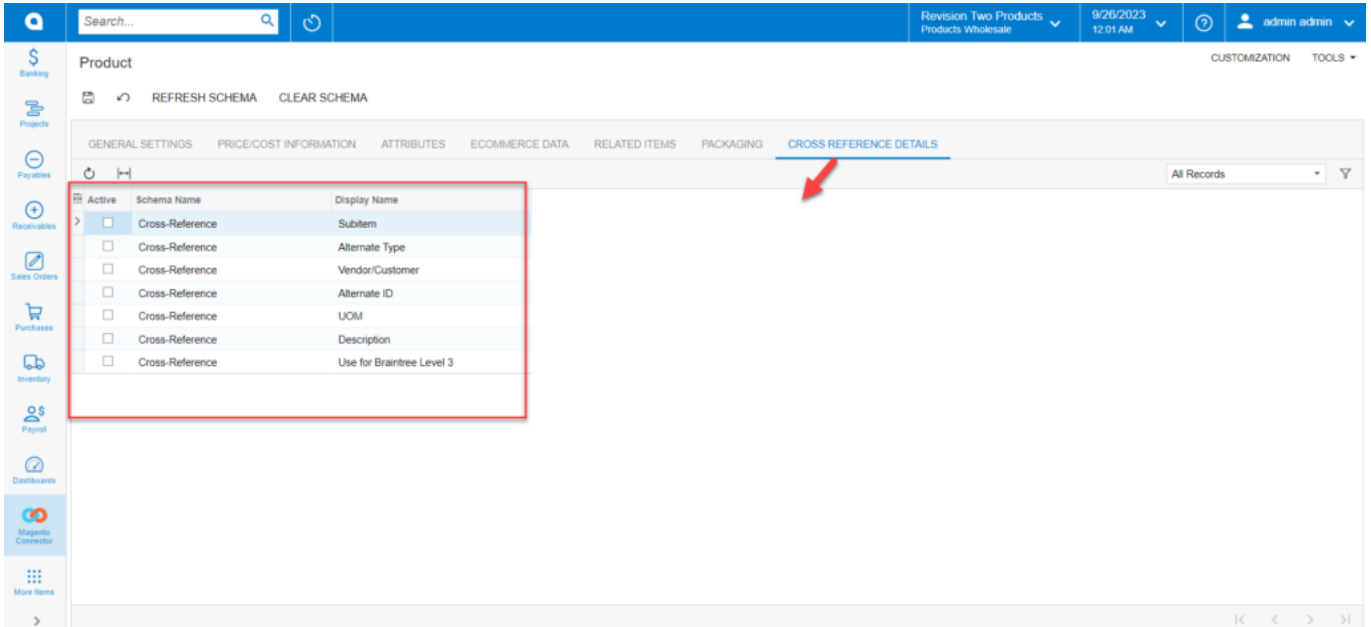
Shipping Restriction Zones

ZoneID Description

The selected Schema Name and Display Name is displayed under Packaging

Under Packaging the Schema Name and Display Name are shown

- **Cross Reference Details:** The [Cross Reference Details] in the Product Schema section is followed by the [Packaging]. The [**Schema Names**] and the [**Display Names**] are displayed here. The same is reflected in the Stock Item browse under the [**Cross-Reference**] tab in the Stock browse.

Product

Search...

Revision Two Products
Products Wholesale

9/26/2023
12:01 AM

admin admin

CUSTOMIZATION TOOLS

Product

REFRESH SCHEMA CLEAR SCHEMA

GENERAL SETTINGS PRICE/COST INFORMATION ATTRIBUTES ECOMMERCE DATA RELATED ITEMS PACKAGING **CROSS REFERENCE DETAILS**

All Records

Active	Schema Name	Display Name
<input checked="" type="checkbox"/>	Cross-Reference	Subitem
<input type="checkbox"/>	Cross-Reference	Alternate Type
<input type="checkbox"/>	Cross-Reference	Vendor/Customer
<input type="checkbox"/>	Cross-Reference	Alternate ID
<input type="checkbox"/>	Cross-Reference	UOM
<input type="checkbox"/>	Cross-Reference	Description
<input type="checkbox"/>	Cross-Reference	Use for Braintree Level 3

Schema Name and Display Name in Cross Reference Details

Non-Stock Items
New Record

Inventory ID: Product Workgroup:
Item Status: Product Manager:
Description:

GENERAL PRICE/COST S3 IMAGES VENDORS **CROSS-REFERENCE** ECOMMERCE DATA RELATED ITEMS PACKAGING DEFERRAL GLACCOUNTS ATTRIBUTES DESCRIPTION

Alternate Type	* Vendor/Customer	* Alternate ID	UOM	Description	Use for Braintree Level 3
----------------	-------------------	----------------	-----	-------------	---------------------------

Under Cross-References, the Schema Name and Display Name are shown