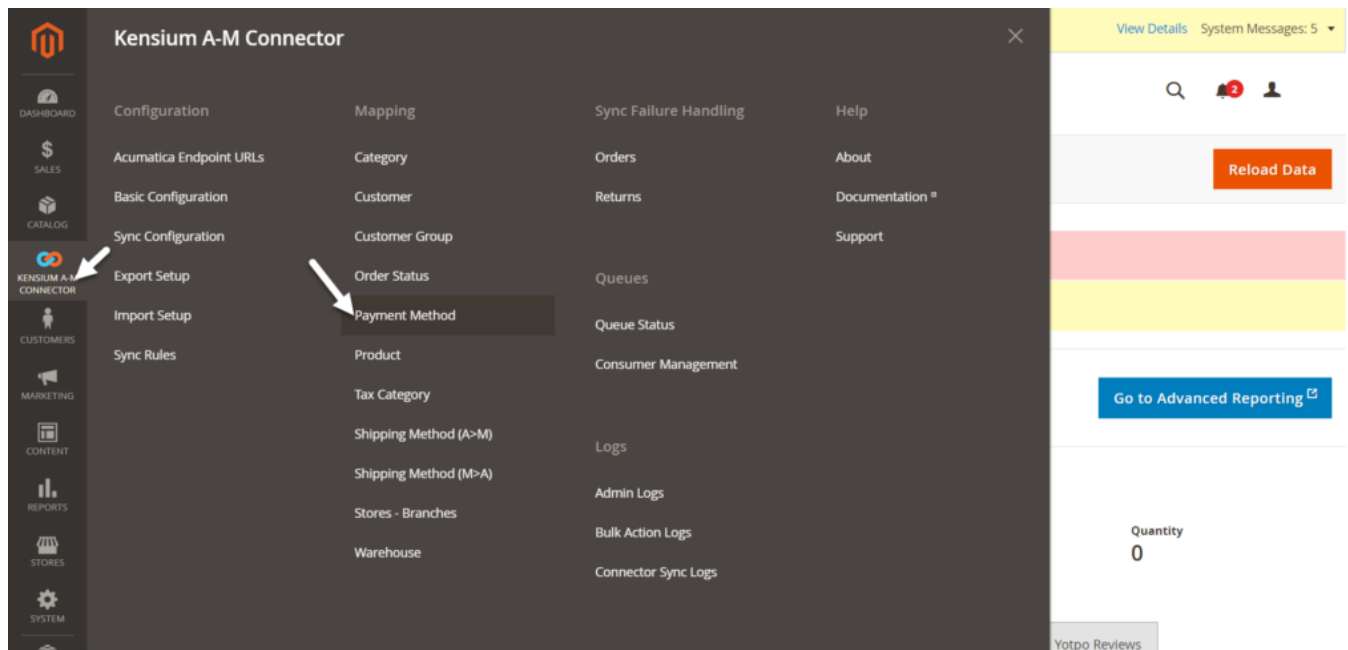


# Payment Method

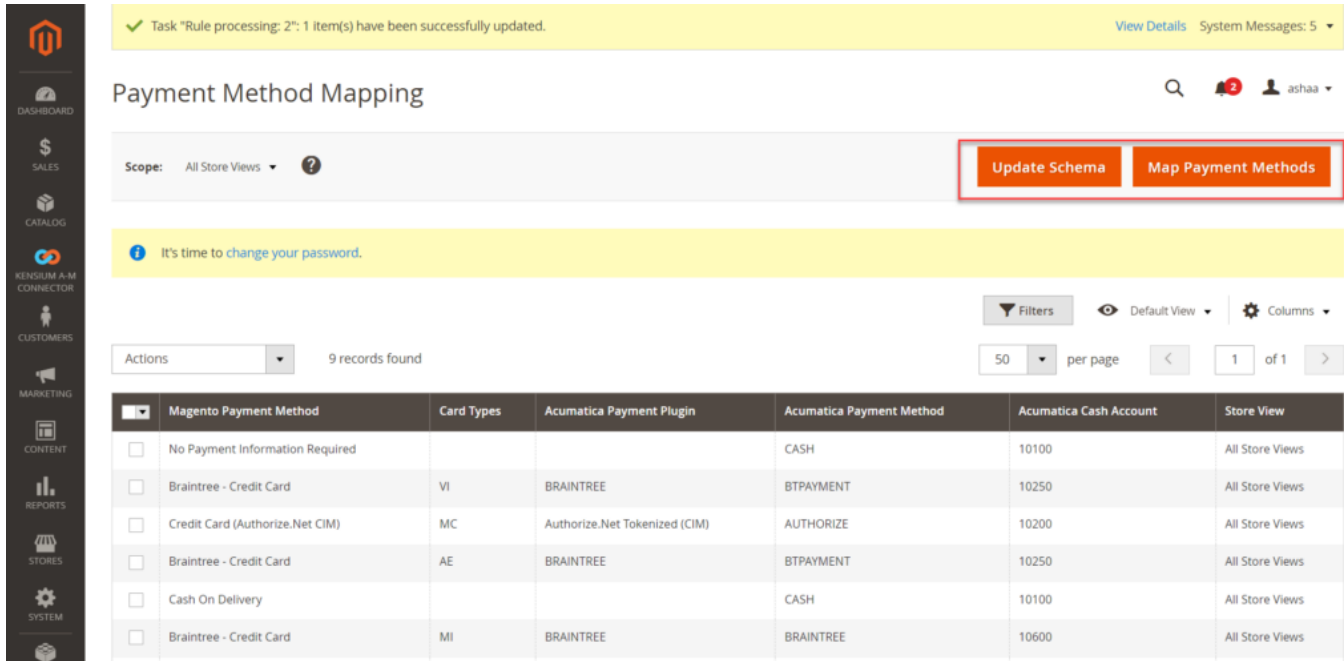


In Acumatica, different payment methods are used. The Payment Method which is created within Acumatica under the Banking section should be mapped with Magento. In Acumatica you will have a payment plugin and payment methods.



## Payment Method mapping under Mapping Column

Upon clicking Map Payment Methods, you will have a couple of dropdowns from where you need to select the details. This should always match with the Acumatica payment method.



Task "Rule processing: 2": 1 item(s) have been successfully updated. [View Details](#) System Messages: 5

## Payment Method Mapping

Scope: All Store Views ?

Update Schema Map Payment Methods

It's time to change your password.

Filters Default View Columns

Actions 9 records found 50 per page 1 of 1

<input type="checkbox"/>	Magento Payment Method	Card Types	Acumatica Payment Plugin	Acumatica Payment Method	Acumatica Cash Account	Store View
<input type="checkbox"/>	No Payment Information Required			CASH	10100	All Store Views
<input type="checkbox"/>	Braintree - Credit Card	VI	BRAINTREE	BTPAYMENT	10250	All Store Views
<input type="checkbox"/>	Credit Card (Authorize.Net CIM)	MC	Authorize.Net Tokenized (CIM)	AUTHORIZE	10200	All Store Views
<input type="checkbox"/>	Braintree - Credit Card	AE	BRAINTREE	BTPAYMENT	10250	All Store Views
<input type="checkbox"/>	Cash On Delivery			CASH	10100	All Store Views
<input type="checkbox"/>	Braintree - Credit Card	MI	BRAINTREE	BRAINTREE	10600	All Store Views

### Options in the Payment method mapping

- **Magento Payment Method:** From the drop-down select the Magento Payment method. This should match with the Acumatica for successful mapping. On the drop-down selection, you may have a list of payment methods. You need to choose the one which you have selected in the Acumatica Payment Method screen.
- **Card Types:** Select the Card Types from the dropdown.
- **Acumatica Payment Plugins:** Select the payment plugin which is selected within Acumatica Payment.
- **Acumatica Payment Methods:** Select the Payment method. For the respective payment in Acumatica, you need to select the same.
- **Cash Account:** The selected cash account in Acumatica should be selected here. Or add the cash account here.

When you are placing an order with a Visa card, for example, it will consider the Acumatica Payment Plugins i.e., KN Payment method, Acumatica Payment Method, and Cash Account. By using these three parameters the application will create a payment record within Acumatica. It will be reflected in the Sales Order.

Acumatica

Search...

Revision Two Products  
Products Wholesale

10/28/2023  
8:30 PM

admin admin

Payment Methods

KNPAYMENT - KN Payment Method

Payment Method ID: KNPAYMENT

Active

Use in AP

Use in AR

Set Payment Date to Bank Transaction Date

Require Remittance Information for Cash Account

Means of Payment: Credit Card

Use in PR


Description: KN Payment Method

ALLOWED CASH ACCOUNTS

Cash Account	Description	Branch	Use in AP	APIPR Default	APIPR - Suggest Next Number	APIPR Last Reference Number	Batch Last Reference Number	Use in AR	AR Default	AR Default For Refund	AR - Suggest Next Number	AR Last Reference Number
10250	Company Merchant Account	PRODWHOLE	<input checked="" type="checkbox"/>	<input checked="" type="checkbox"/>	<input type="checkbox"/>			<input checked="" type="checkbox"/>	<input checked="" type="checkbox"/>	<input type="checkbox"/>	<input type="checkbox"/>	

## Acumatica Payment Method

Update Schema: Upon clicking on the Update Schema button, a pop-up will appear for confirmation if you want to update the schema. Upon clicking on the [OK] button the application will update the schema.



- DASHBOARD
- SALES
- CATALOG
- KENDRUM A-M CONNECTOR
- CUSTOMERS
- MARKETING
- CONTENT
- REPORTS
- STORES
- SYSTEM

Task "Rule processing: 2": 1 item(s) have been successfully updated. [View Details](#) System Messages: 5

## Payment Method Mapping

Scope: All Store Views ?

Update Schema Map Payment Methods

It's time to change your password.

Filters Default View Columns

50 per page 1 of 1

Are you sure that you want to update the schema?


Cancel OK

Magento Payment Method	Card Types	Acumatica Cash Account	Store View
<input type="checkbox"/> No Payment Information Required		10100	All Store Views
<input type="checkbox"/> Braintree - Credit Card	VI BRAintree	10250	All Store Views
<input type="checkbox"/> Credit Card (Authorize.Net CIM)	MC Authorize.Net Tokenized (CIM)	10200	All Store Views
<input type="checkbox"/> Braintree - Credit Card	AE BRAintree	10250	All Store Views
<input type="checkbox"/> Cash On Delivery		10100	All Store Views
<input type="checkbox"/> Braintree - Credit Card	MI BRAintree	10600	All Store Views

### Updating the schema in Payment Method Mapping

#### Delete:

You can delete the Payment Method from the Action Button. Under the Action button, you will get an option to [Delete] it. In the check box of the grid, you must select the record to be deleted. You can delete single or multiple record based on your selection.



## Payment Method Mapping

Search 🔍 3 notifications 📢 ashaa 👤

Scope: All Store Views ?

Update Schema

Map Payment Methods

It's time to [change your password](#).

Filters Default View Columns  
50 per page 1 of 1

Actions		9 records found				
Delete						
	Payment Method	Card Types	Acumatica Payment Plugin	Acumatica Payment Method	Acumatica Cash Account	Store View
<input type="checkbox"/>	No Payment Information Required			CASH	10100	All Store Views
<input type="checkbox"/>	Braintree - Credit Card	VI	BRAINTREE	BTPAYMENT	10250	All Store Views
<input type="checkbox"/>	Credit Card (Authorize.Net CIM)	MC	Authorize.Net Tokenized (CIM)		10200	All Store Views
<input type="checkbox"/>	Braintree - Credit Card	AE	BRAINTREE	BTPAYMENT	10250	All Store Views
<input type="checkbox"/>	Cash On Delivery			CASH	10100	All Store Views
<input type="checkbox"/>	Braintree - Credit Card	MI	BRAINTREE	BRAINTREE	10600	All Store Views

https://mage243qamsi.kesiumcommerce.com/admin\_15tc08/admin/