

Order Status

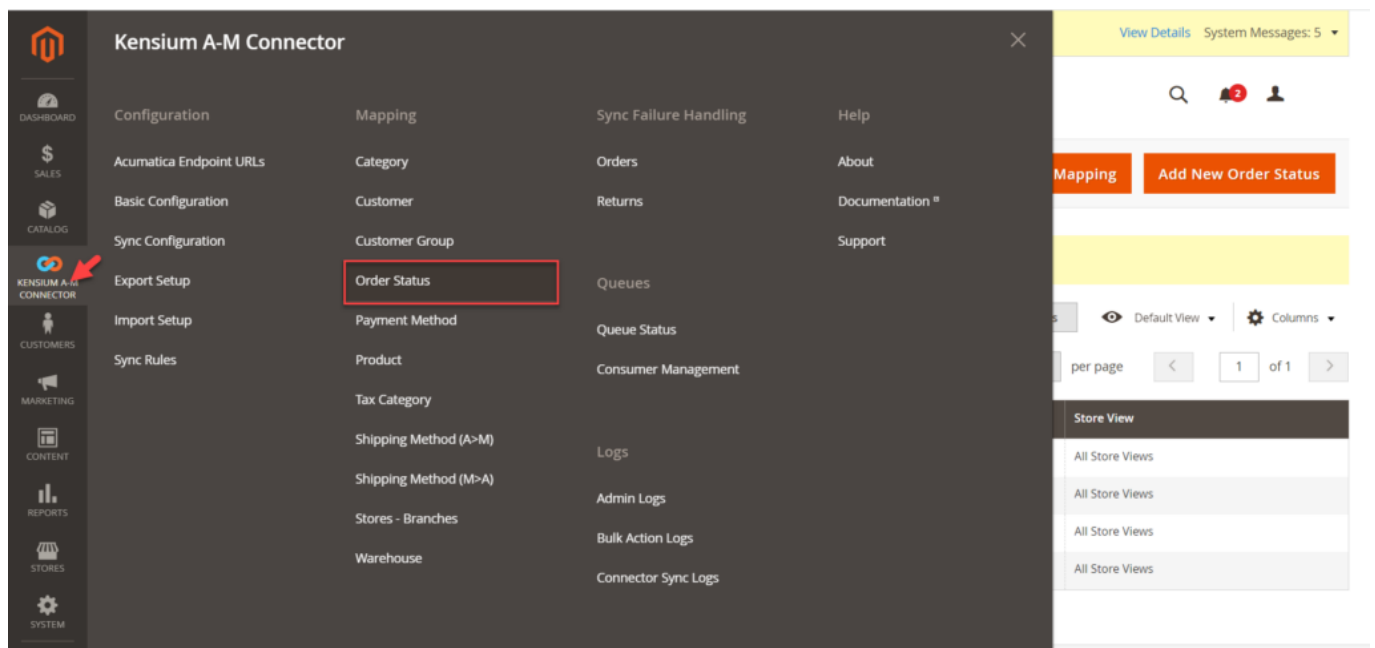


In Acumatica you will have a couple of Order Status. They are as follows:


- Completed
- On-hold
- Open
- Pending
- Shipping
- Cancelled

However, Magento has multiple options for the order status. At the same time, it allows you to create the Order Status. It is extremely important that both the status should match to sync the data seamlessly. Both the applications Acumatica and Magento should identify the order status for successful sync.


To access the Order Status mapping click on the left panel Kensium A-M Connector and click on the [Order Status] under Mapping. The following screens will appear.



Option for the Order Status Mapping



DASHBOARD
SALES
CATALOG
KENDUUM A-M CONNECTOR
CUSTOMERS
MARKETING
CONTENT
REPORTS
STORES
SYSTEM


 Task "Rule processing: 2": 1 item(s) have been successfully updated.
[View Details](#) System Messages: 5

Order Status Mapping

Scope: All Store Views

Recommended Order Status Mapping

Add New Order Status

 It's time to change your password.

Filters

Default View

Columns

Actions

4 records found

50 per page

1 of 1

<input type="checkbox"/>	Acumatica Order Status	Magento Order Status	Store View
<input type="checkbox"/>	canceled	Canceled	All Store Views
<input type="checkbox"/>	completed	Complete	All Store Views
<input type="checkbox"/>	pending	Pending	All Store Views
<input type="checkbox"/>	processing	Processing	All Store Views

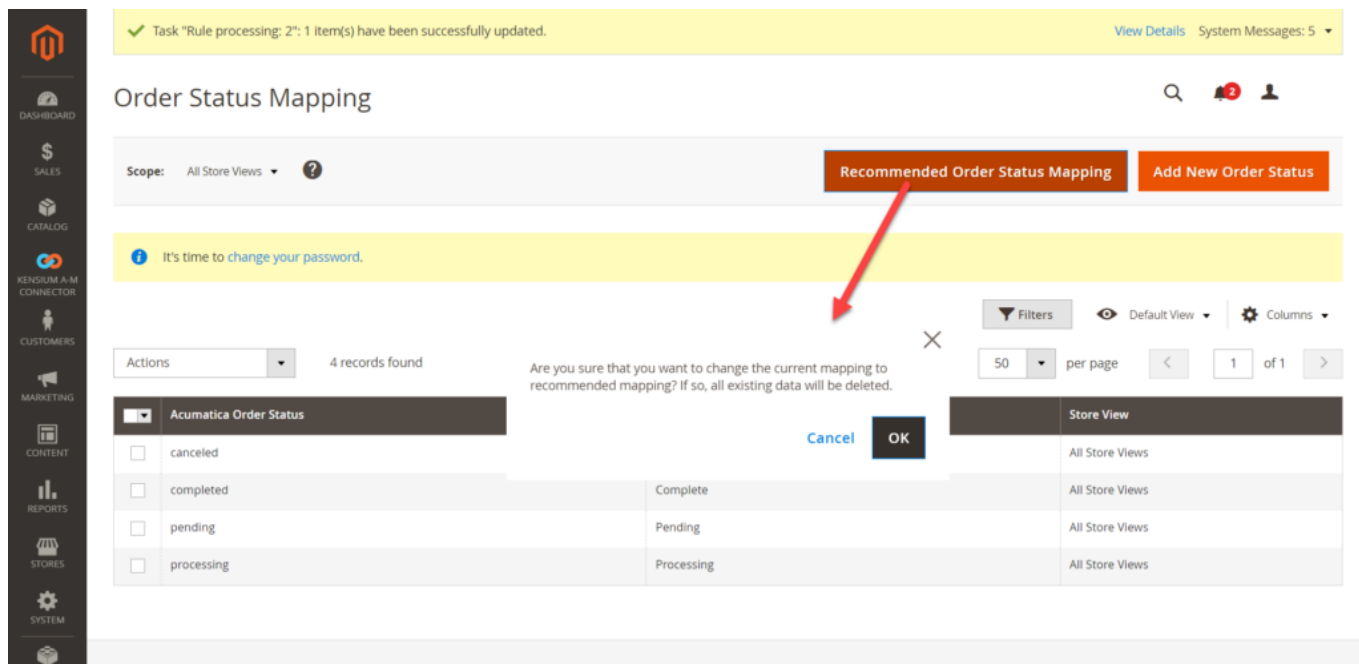
Order Status Mapping Screen

You will have 2 options in the Order Status Mapping Screen.

1. Recommended Order Status Mapping
2. Add new Order Status.

Recommended Order Status Mapping:

Once you click on the [Recommended Order Status Mapping] a pop-up will appear on the screen which will change your current mapping to recommended mapping. By clicking on [OK] the recommended setting will be applied.



Task "Rule processing: 2": 1 item(s) have been successfully updated. [View Details](#) System Messages: 5

Order Status Mapping

Scope: All Store Views ?

Recommended Order Status Mapping **Add New Order Status**

It's time to [change your password](#).

Actions 4 records found

Are you sure that you want to change the current mapping to recommended mapping? If so, all existing data will be deleted.

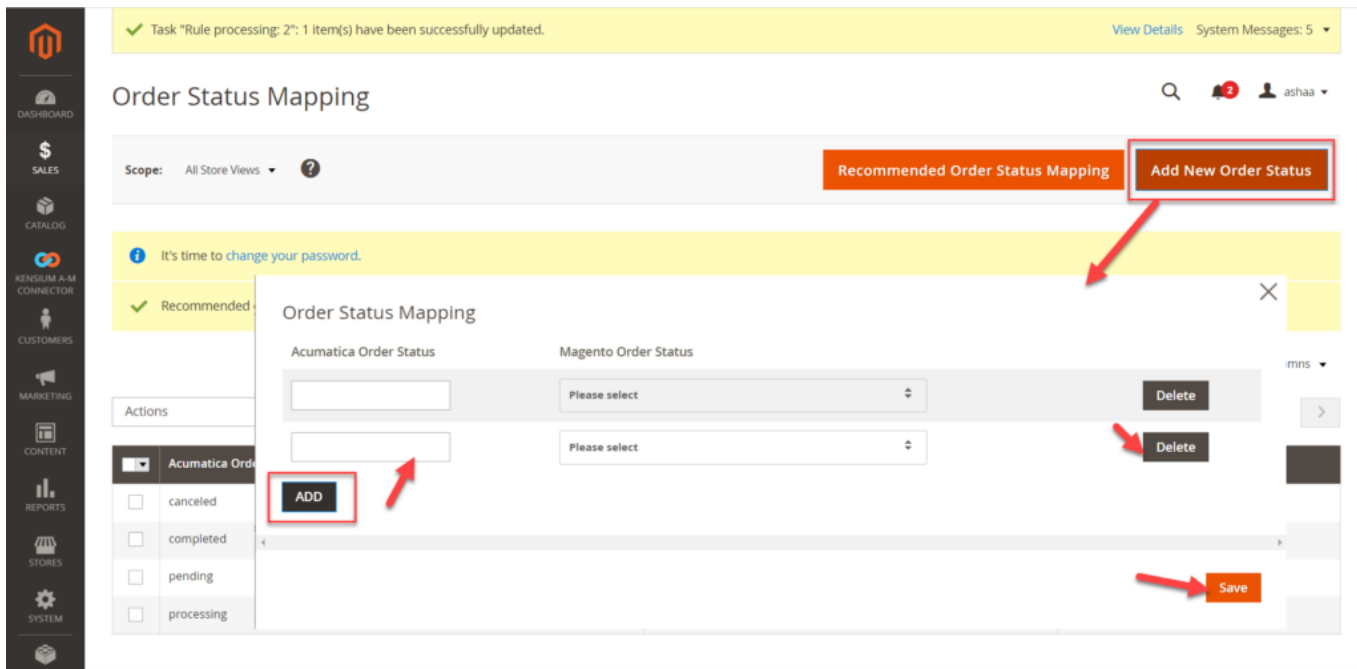
Cancel OK

Acumatica Order Status	Store View
<input type="checkbox"/> canceled	All Store Views
<input type="checkbox"/> completed	All Store Views
<input type="checkbox"/> pending	All Store Views
<input type="checkbox"/> processing	All Store Views

Recommended Settings in Order Mapping

Add New Order Status Mapping:

Upon clicking on the order status, a pop-up will appear on your screen. To map the order status with the Acumatica Order Status and with the Magento order status you need to enter the status here.



Order status popup

You can create multiple text boxes by using the [Add] button. After the successful mapping, you must click on [Save].

If you want to Delete an Acumatica Order Status you can simply use the [Delete] button and delete it as shown in the above screenshot and [Save] the record.