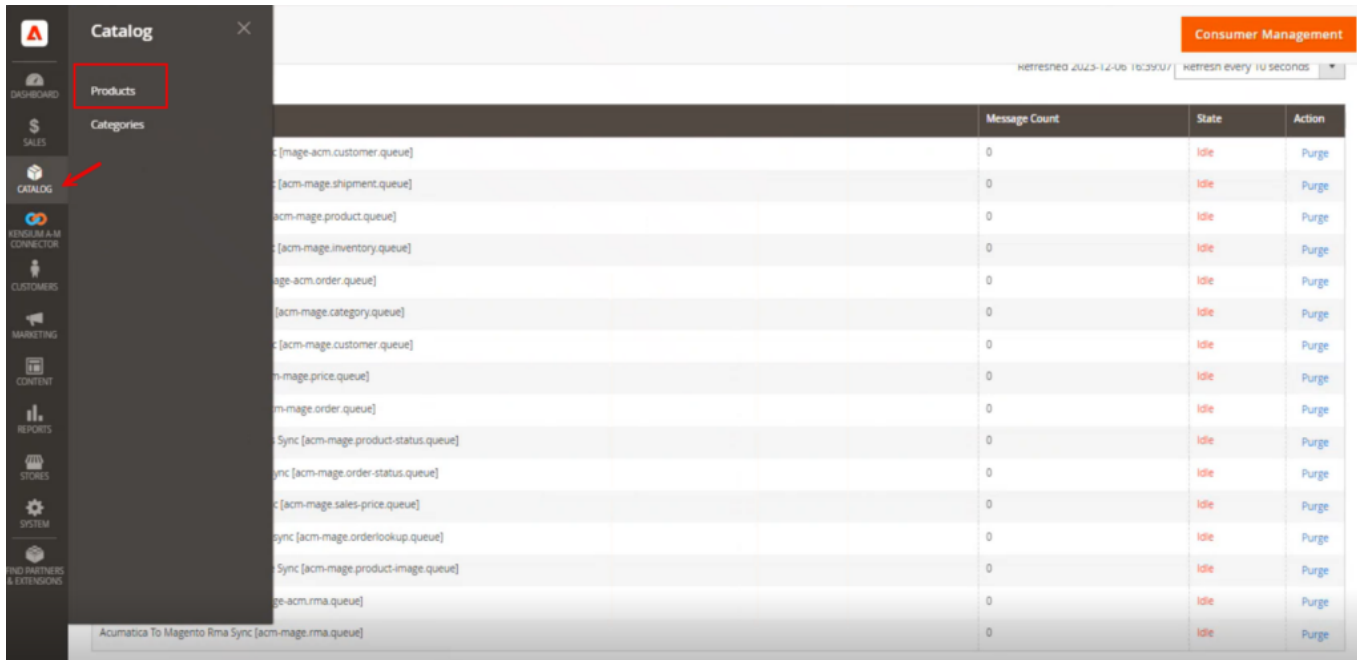


Managing Orders with the Gift Cards



You can manage your orders along with the Gift Cards in Magento and Sync with Acumatica. For this entire process of synchronization, you need to follow the following steps as described below.

Step 1: Purchase the gift Card from the Front end of Magento. Click [Catalogue] and click on Products.

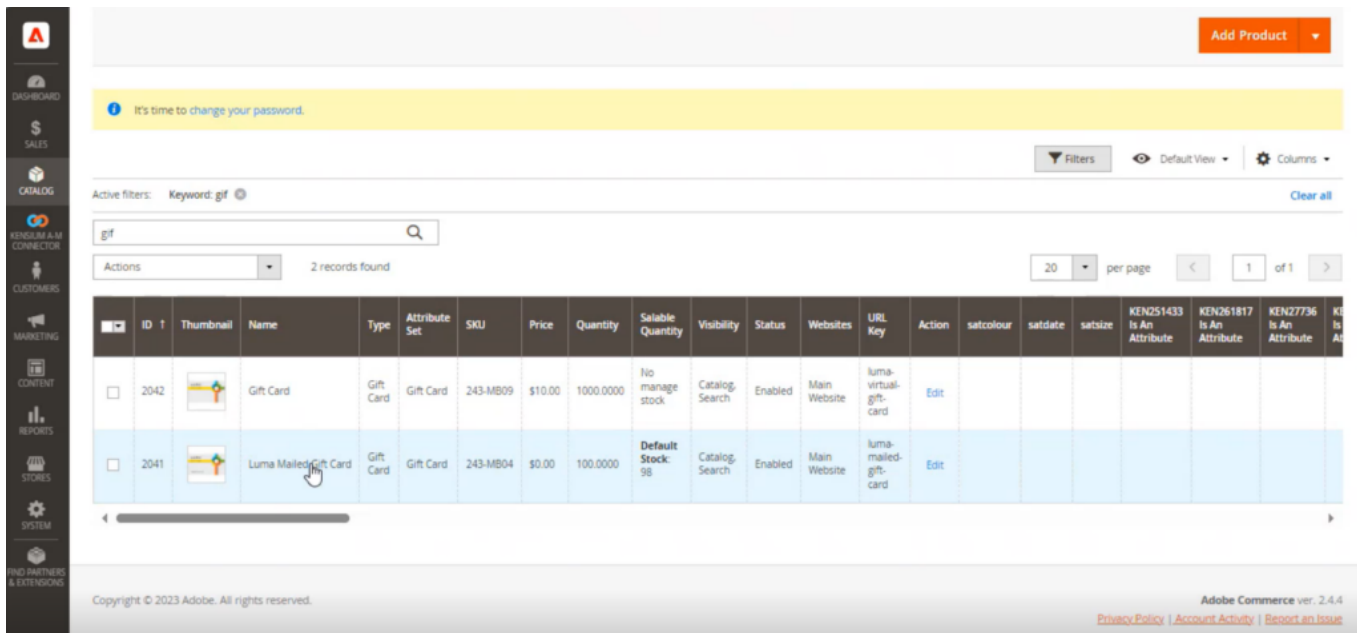


The screenshot shows the Magento Admin interface. On the left, the 'Catalog' menu is open, and 'Products' is highlighted with a red box. A red arrow points to the 'Catalog' menu item. The main content area displays a table of system queues with columns for Queue Name, Message Count, State, and Action.

Queue Name	Message Count	State	Action
[mage-acm.customer.queue]	0	Idle	Purge
[acm-mage.shipment.queue]	0	Idle	Purge
[acm-mage.product.queue]	0	Idle	Purge
[acm-mage.inventory.queue]	0	Idle	Purge
[mage-acm.order.queue]	0	Idle	Purge
[acm-mage.category.queue]	0	Idle	Purge
[acm-mage.customer.queue]	0	Idle	Purge
[n-mage.price.queue]	0	Idle	Purge
[m-mage.order.queue]	0	Idle	Purge
Sync [acm-mage.product-status.queue]	0	Idle	Purge
Sync [acm-mage.order-status.queue]	0	Idle	Purge
[acm-mage.sales-price.queue]	0	Idle	Purge
Sync [acm-mage.orderlookup.queue]	0	Idle	Purge
Sync [acm-mage.product-image.queue]	0	Idle	Purge
[mage-acm.rma.queue]	0	Idle	Purge
Acumatica To Magento Rma Sync [acm-mage.rma.queue]	0	Idle	Purge



click on Products

Step 2: You must create a Gift Card.



Active filters: Keyword: gif

2 records found

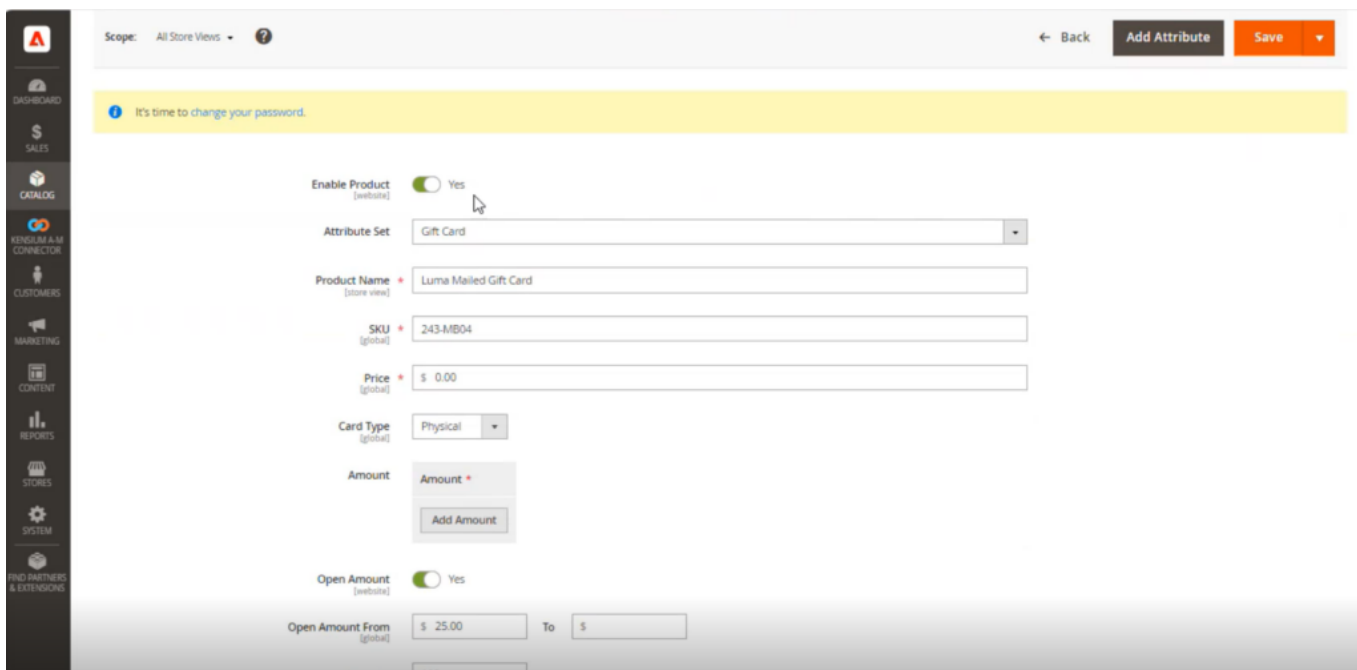
ID	Thumbnail	Name	Type	Attribute Set	SKU	Price	Quantity	Salable Quantity	Visibility	Status	Websites	URL Key	Action	satcolour	satdate	satsize	KEN251433 Is An Attribute	KEN261817 Is An Attribute	KEN27736 Is An Attribute	KEN27736 Is An Attribute
2042		Gift Card	Gift Card	Gift Card	243-MB09	\$10.00	1000.0000	No manage stock	Catalog, Search	Enabled	Main Website	luma-virtual-gift-card	Edit							
2041		Luma Mailed Gift Card	Gift Card	Gift Card	243-MB04	\$0.00	100.0000	Default Stock: 98	Catalog, Search	Enabled	Main Website	luma-mailed-gift-card	Edit							

Copyright © 2023 Adobe. All rights reserved.

Adobe Commerce ver. 2.4.4
[Privacy Policy](#) | [Account Activity](#) | [Report an Issue](#)

Gift Card on the Product Screen

This should be both in Acumatica and Magento. See the following screenshots.



Scope: All Store Views

← Back Add Attribute Save

It's time to change your password.

Enable Product ☒ Yes

Attribute Set: Gift Card

Product Name: Luma Mailed Gift Card

SKU: 243-MB04

Price: \$ 0.00

Card Type: Physical


Amount: Amount + Add Amount

Open Amount ☒ Yes

Open Amount From: \$ 25.00 To: \$

Quantity: 100

Gift Card Queue

 In Acumatica, under the Non-Stock items you should create the same Gift Card.

Acumatica

Material Requir...

Time and Expenses

Finance

Banking

Payables

Receivables

Sales Orders

Purchases

Inventory

Dashboards

Magento Connector

More Items

Taxes

Search...

Revision Two Products

Products Wholesale

12/6/2023

1:00 AM

admin admin

Non-Stock Items

1-18 of 176 records

1 of 10 pages

Type: All

Item Class: All

Item Status: All

Inventory ID

Description

Type

Item Class

Posting Class

Tax Category

Base Unit

Item Status

Is a Kit

Default Price

243-MB04

Luma Mailed Gift Card

Charge

CHARGE --

POSTING

TAXABLE

UNIT

Active

0.00

243-MB02

Gift Card

Labor

SUPPORT --

OPS

P100000

HOUR

Active

10.00

ACCOMMODATE

Hotels and Lodging

Charge

CHARGE --

POSTING

TAXABLE

UNIT

Active

0.00

ADMCHARGE

Administrative Charges

Charge

CHARGE --

POSTING

TAXABLE

UNIT

Active

0.00

APPRENTICE

Construction Apprentice

Labor

PMLABOR --

PMLABOR

TAXABLE

HOUR

Active

45.00

BABY KIT

Baby KIT

Charge

CHARGE --

POSTING

TAXABLE

UNIT

Active

100.00

BACKUP

Data Backup

Service

TECH SUPP --

SMPC

EXEMPT

HOUR

Active

100.00

BOXTABLES

Table Box

Charge

CHARGE --

POSTING

TAXABLE

UNIT

Active

10.00

CURRENT

Car and vehicle charges

Expense

EXPENSES --

EXPENSE

EXEMPT

DAY

Active

0.00

CHANGENONST...

Non Stock Product

Charge

CHARGE --

POSTING

TAXABLE

UNIT

Active

0.00

CHANGENONST...

Non Stock

Charge

CHARGE --

POSTING

TAXABLE

UNIT

Active

0.00

CKIT

Ckit

Charge

CHARGE --

POSTING

TAXABLE

UNIT

Active

500.00

COMPHDW

Fixed Assets Computer Hardware

Non-Stock Item

NONSTOCK --

NSS

EXEMPT

EA

Active

0.00

CONSULTING

Project Consulting

Labor

PMLABOR --

PMLABOR

TAXABLE

HOUR

Active

100.00

CSTRACDOOR

Access door

Non-Stock Item

PMCSTR --

PMATERIAL

TAXABLE

EA

Active

15.00

CSTRAHU14K

Air Handling Unit, 14,500 cfm

Non-Stock Item

PMCSTR --

PMATERIAL

TAXABLE

EA

Active

47,438.00

CSTRBCIRCQ

Boiler Circulator, hot water, 40 gpm, 3/4 hp...

Non-Stock Item

PMCSTR --

PMATERIAL

TAXABLE

EA

Active

15.00

CSTRBCW10Q

Branch chilled water piping

Non-Stock Item

PMCSTR --

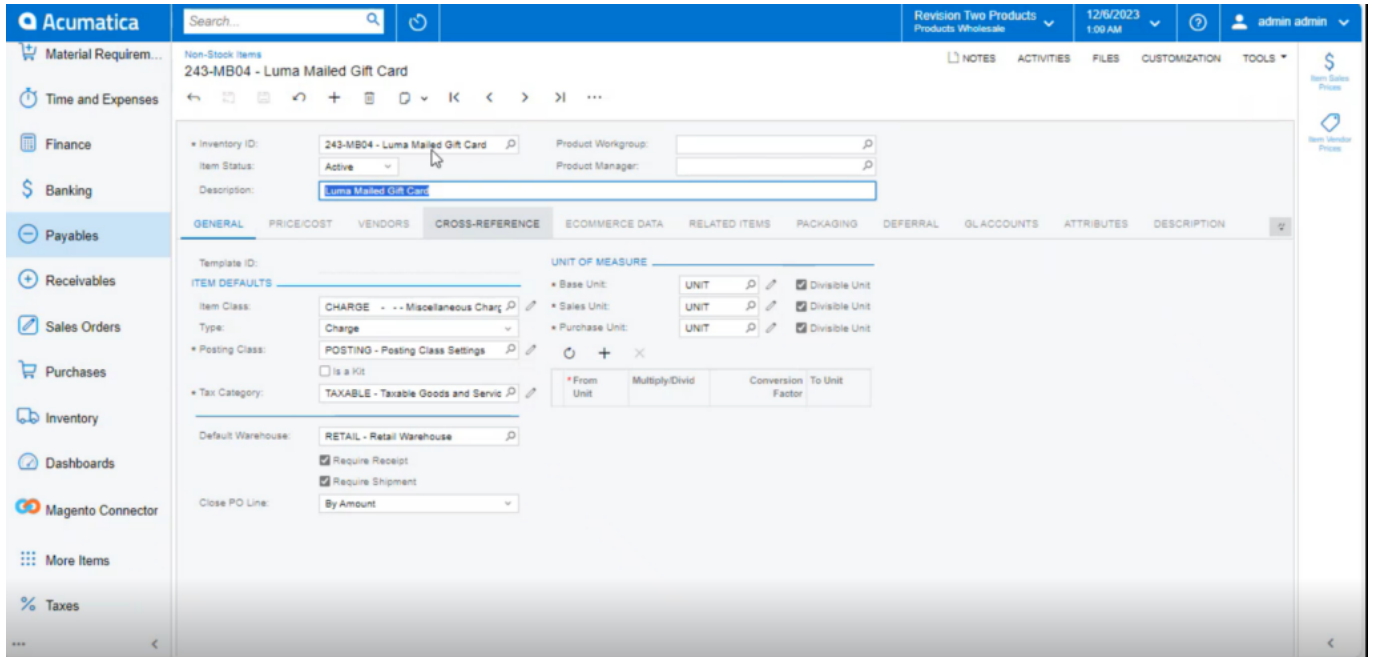
PMATERIAL

TAXABLE

LF

Active

40.00




The screenshot displays the Acumatica software interface for creating a product. The top navigation bar includes the Acumatica logo, a search bar, and user information (Revision Two Products, Products Wholesale, 12/6/2023 1:00 AM, admin admin). The left sidebar lists various modules: Material Requirements, Time and Expenses, Finance, Banking, Payables, Receivables, Sales Orders, Purchases, Inventory, Dashboards, Magento Connector, More Items, and Taxes. The main content area is titled '243-MB04 - Luma Mailed Gift Card' and shows the 'CROSS-REFERENCE' tab. The 'ITEM DEFAULTS' section includes fields for Template ID, Item Class (CHARGE - Miscellaneous Charge), Type (Charge), Posting Class (POSTING - Posting Class Settings), Tax Category (TAXABLE - Taxable Goods and Services), Default Warehouse (RETAIL - Retail Warehouse), and Close PO Line (By Amount). The 'UNIT OF MEASURE' section shows Base Unit (UNIT), Sales Unit (UNIT), and Purchase Unit (UNIT), all marked as 'Divisible Unit'. The 'CROSS-REFERENCE' tab also includes a 'UNIT OF MEASURE' section with a table for conversion factors.

Gift Cards Detailed View (Product Creation)

Note, in both Acumatica and Magento you should have created the Gift Card.

Step 3. To redeem the gift card, you need to purchase the Gift Card.



Dashboard
Sales
Catalog
Magento Admin Connector
Customers
Marketing
Content
Reports
Stores
System
Find Partners & Extensions

Luma Mailed Gift Card

Back
Add Attribute
Save

Product Reviews
Bundle Items
Images And Videos
Search Engine Optimization

URL Key
luma-mailed-gift-card
☐ Create Permanent Redirect for old URL

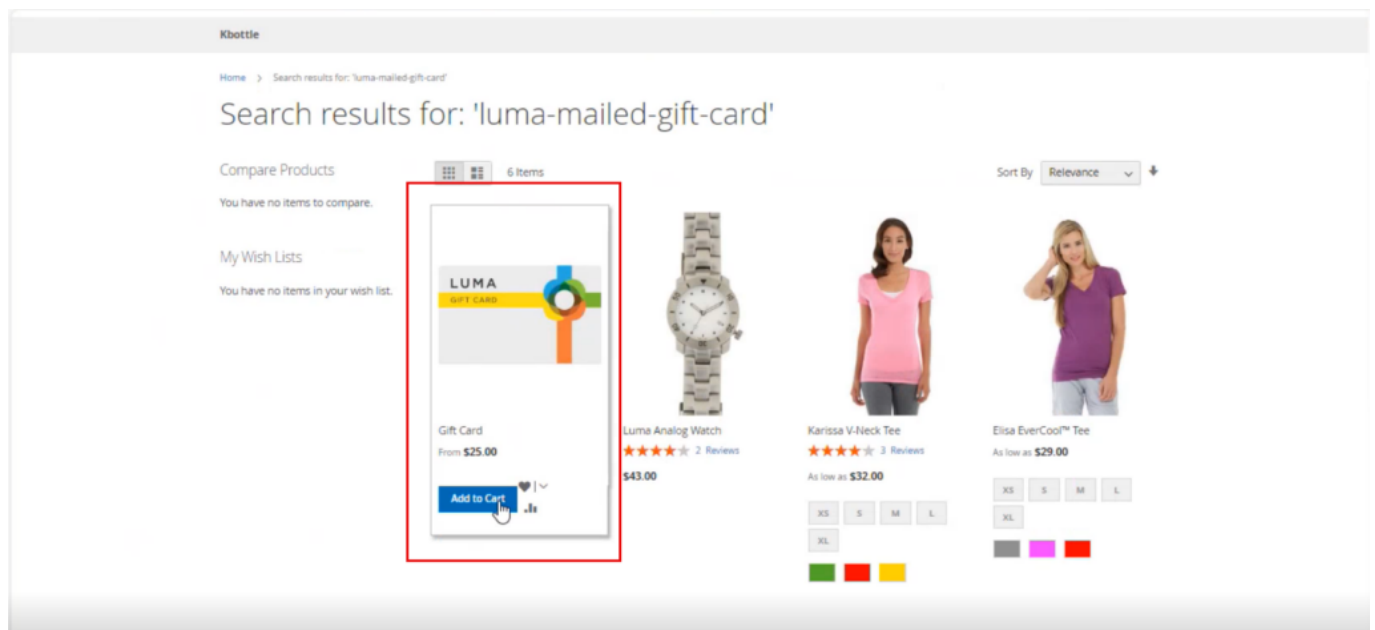
Meta Title

Meta Keywords

Meta Description
Maximum 255 chars. Meta Description should optimally be between 150-160 characters


Related Products, Up-Sells, and Cross-Sells
Customizable Options
Product in Websites

Step 4. Go to the Magento Front end and search for the Gift Card.



Step 5. Add to Cart and add any amount which should be more than the minimum amount and add it to

the cart.



Gift Card

Be the first to review this product

IN STOCK
SKU#: 243-MB09

Amount in USD *

Minimum: \$25.00

Sender Name *

Sender Email *

Recipient Name *

Recipient Email *

Message

Qty


[Add to Cart](#)

[Instant Purchase](#)

Step 6. Click on [Proceed to checkout].

Kbottle

Shopping Cart

Item	Price	Qty	Subtotal
 Gift Card Gift Card Sender: Lakshmi <lakshmi@test.com> Gift Card Recipient: Sanchayan <sanchayan@test.com> Gift Card Message: HBD	\$35.00	1	\$35.00

[Move to Wishlist](#)

[Update Shopping Cart](#)

[Apply Discount Code](#)

[Gift Cards](#)

Summary

Estimate Tax

Subtotal \$35.00

Order Total \$35.00

[Proceed to Checkout](#)


[PayPal](#)

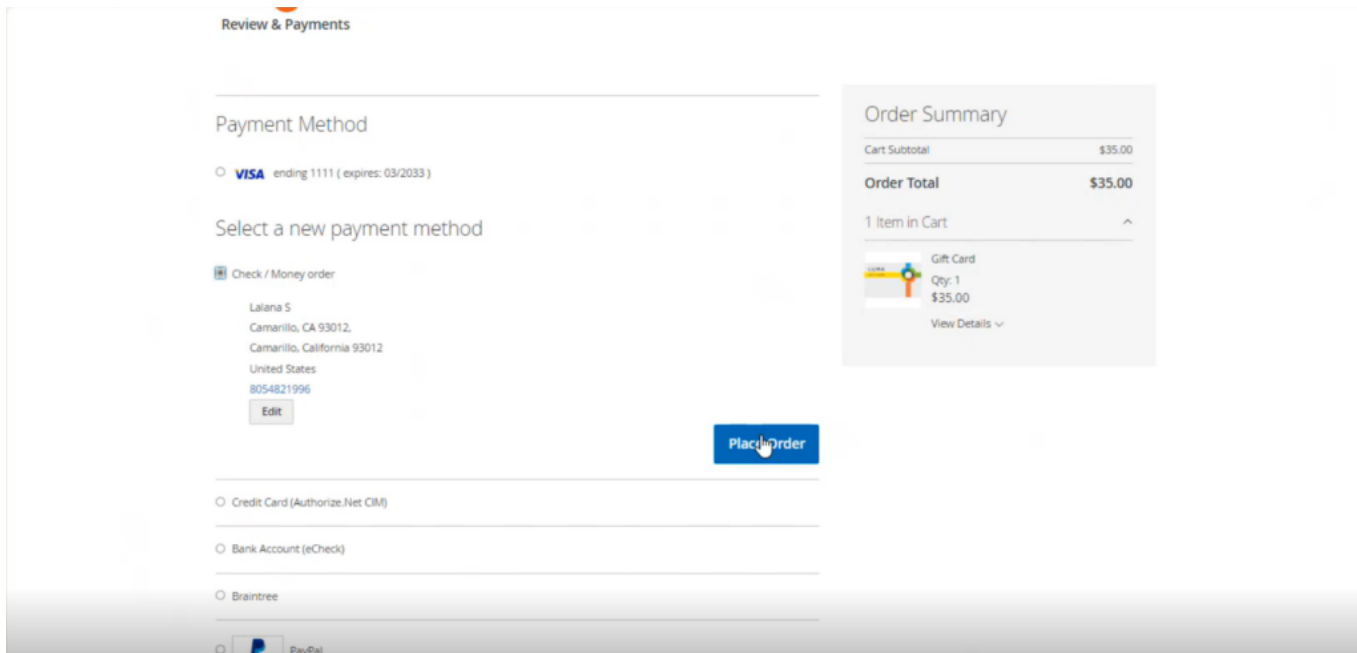
[About us](#)
[Customer Service](#)

[Privacy and Cookie Policy](#)
[Search Terms](#)
[Advanced Search](#)
[Contact Us](#)

[Subscribe](#)

Click on [Proceed to checkout].

 Step 7: Place the order to purchase the Gift Card.



Review & Payments

Payment Method

☐ VISA ending 1111 (expires: 03/2033)

Select a new payment method

☒ Check / Money order

Lalana S
Camarillo, CA 93012,
Camarillo, California 93012
United States
8054821996
[Edit](#)

[Place Order](#)

☐ Credit Card (Authorize.Net CIM)

☐ Bank Account (eCheck)

☐ Braintree

☐ PayPal

Order Summary

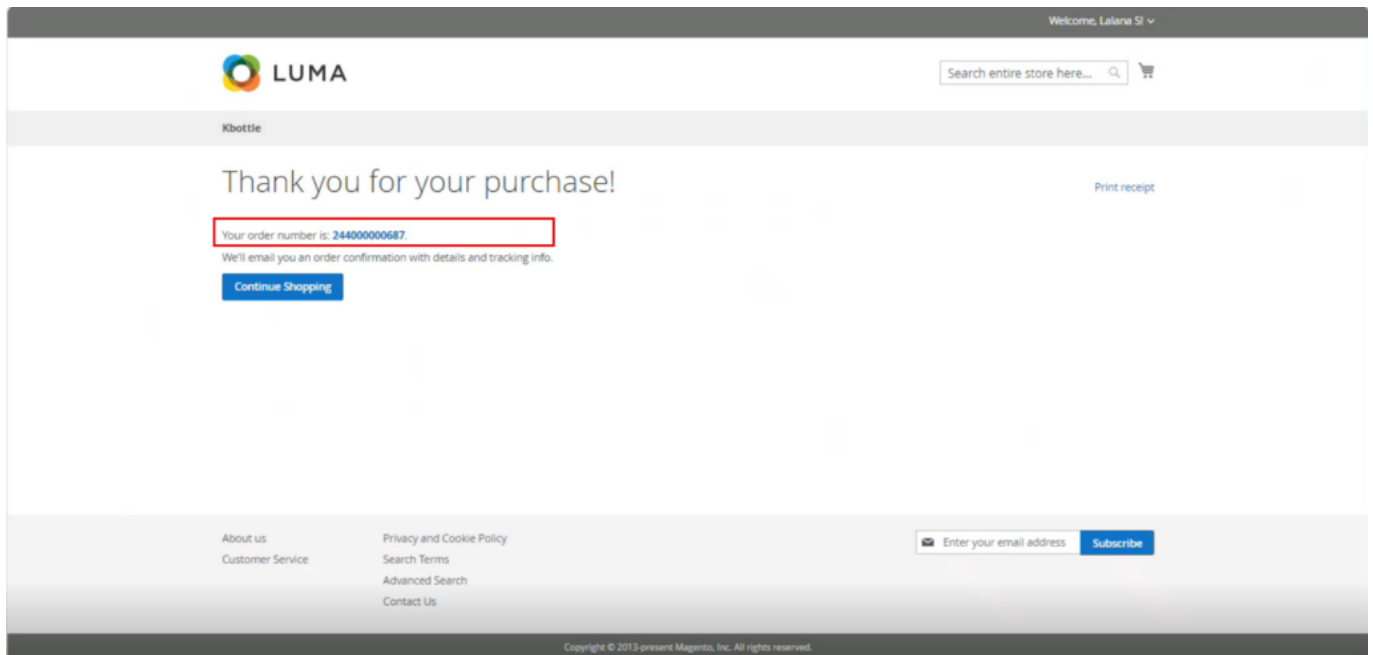
Cart Subtotal \$35.00

Order Total \$35.00

1 Item in Cart ^

Gift Card
Qty: 1
\$35.00
[View Details](#)

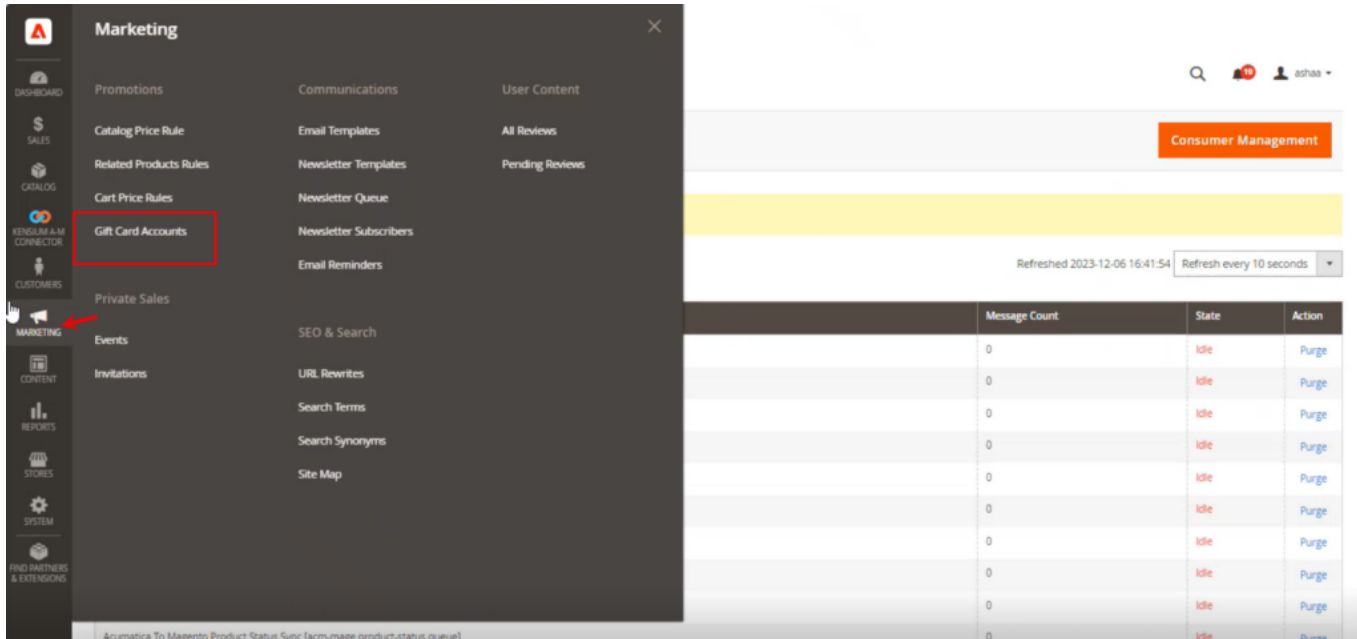
Step 8: Gift Card Purchased Successfully.



Gift Card Purchased Successfully with Order Number

Step 9: Go to the Connector Logs.

Step 10: Go to the Marketing Section at the left panel you can see the option for [Gift Card Accounts].



Marketing

Dashboard

Sales

Catalog

Integration & M-Connector

Customers

Marketing

Content

Reports

Stores

System

Used Partners & Extensions

Promotions

Catalog Price Rule

Related Products Rules

Cart Price Rules

Gift Card Accounts

Private Sales

Events

Invitations

Communications

Email Templates

Newsletter Templates

Newsletter Queue

Newsletter Subscribers

Email Reminders

SEO & Search

URL Rewrites

Search Terms

Search Synonyms

Site Map

User Content

All Reviews

Pending Reviews

Consumer Management

Refreshed 2023-12-06 16:41:54 Refresh every 10 seconds

Message Count	State	Action
0	Idle	Purge
0	Idle	Purge
0	Idle	Purge
0	Idle	Purge
0	Idle	Purge
0	Idle	Purge
0	Idle	Purge
0	Idle	Purge
0	Idle	Purge
0	Idle	Purge


Acumatica To Magento Product Status Sync [acm-mage-product-status-queue]

Option for Gift Card Accounts

Step 11: After placing the order and upon opening the screen you will be able to view the following screen.

Step 13. Upon clicking the Gift Card code, you will be redirected to the following screen.

The screenshot shows the Kibottle website's shopping cart interface. At the top left is the Kibottle logo. The main heading is "Shopping Cart". Below it is a table listing items in the cart:

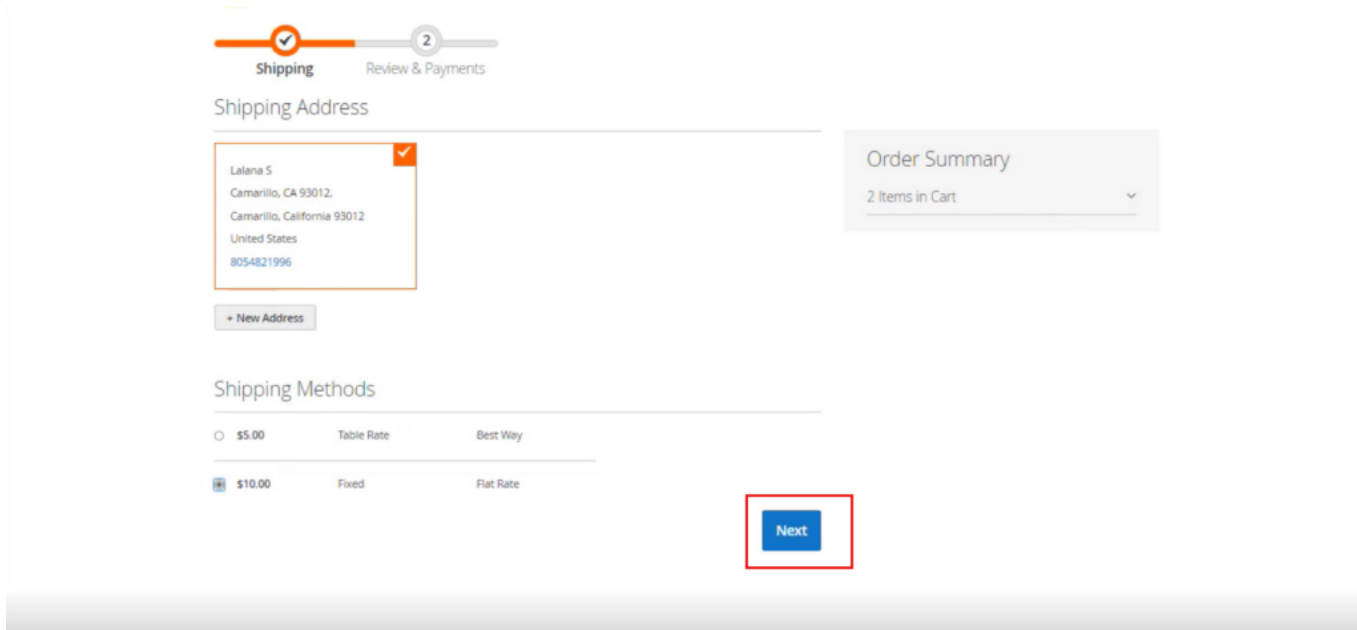
Item	Price	Qty	Subtotal
 Airpodss	\$100.00	<input type="text" value="2"/>	\$200.00

Below the item row are links: "Move to Wishlist" and "Update Shopping Cart". There are also expandable sections for "Gift options" and "Apply Discount Code". On the right side, there is a "Summary" box containing:

- Estimate Shipping and Tax (dropdown)
- Subtotal: \$200.00
- Tax: \$16.50
- Order Total: \$216.50
- A blue button labeled "Proceed to Checkout"
- An orange button labeled "PayPal"
- A link: "Check Out with Multiple Addresses"

At the bottom of the page, there is a footer with links for "About us", "Customer Service", "Privacy and Cookie Policy", and "Search Terms". A newsletter sign-up bar at the very bottom says "Enter your email address" next to a "Subscribe" button.

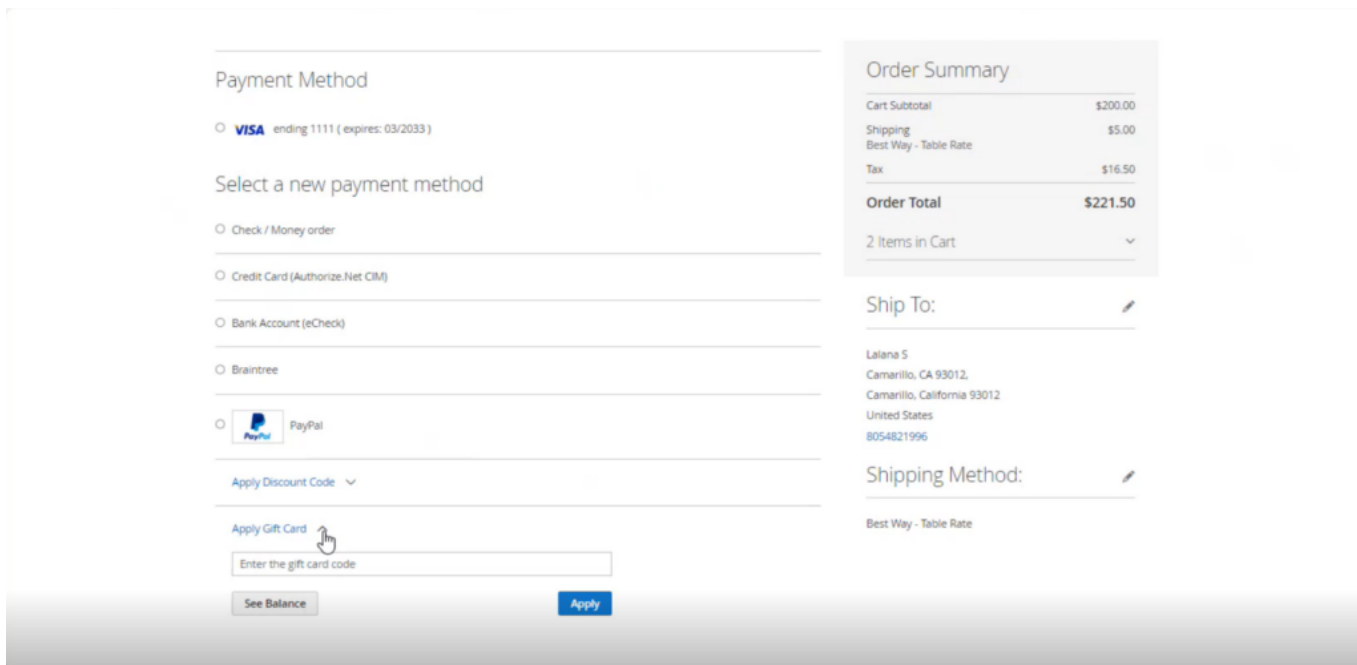
© Copyrights 2024, Fusion Software LLC - All Rights Reserved



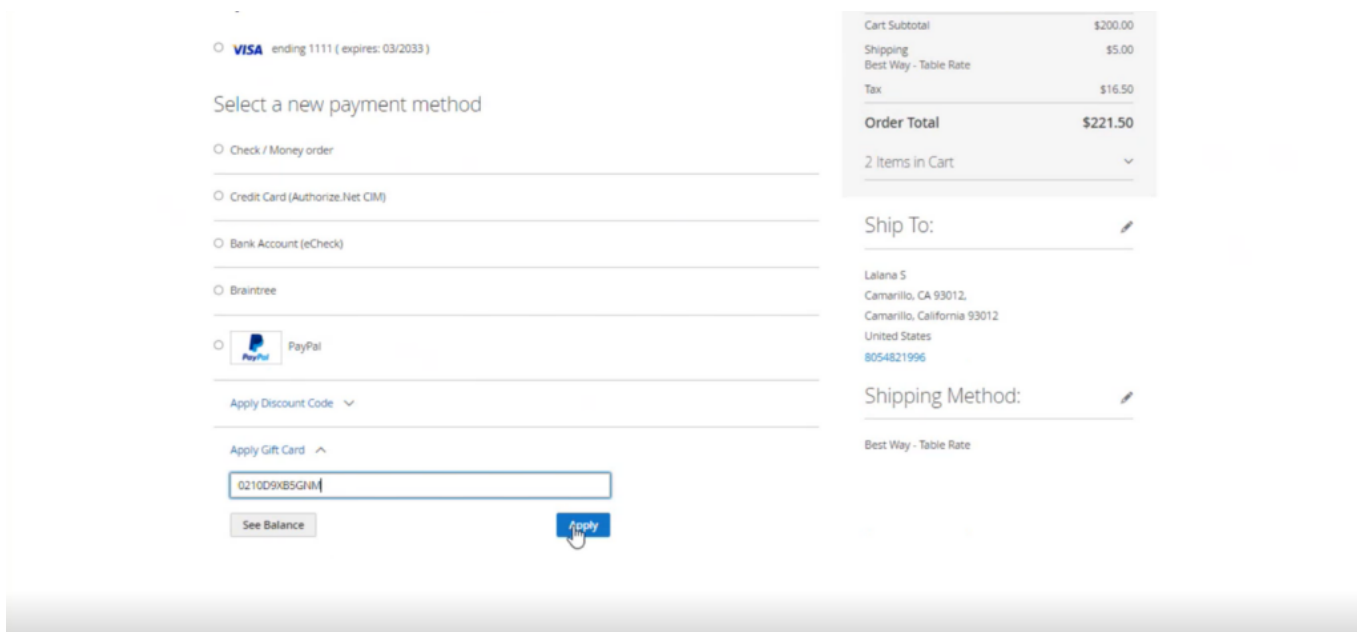
The screenshot shows the 'Shipping' step of a checkout process. At the top, a progress bar indicates 'Shipping' is the current step (1) and 'Review & Payments' is the next step (2). The 'Shipping Address' section displays a selected address for 'Lalana S' in Camarillo, CA, with a red checkmark icon. Below the address is a '+ New Address' button. The 'Shipping Methods' section shows two options: 'Table Rate' for \$5.00 and 'Fixed' for \$10.00. The 'Fixed' method is selected. A red box highlights a blue 'Next' button at the bottom right. An 'Order Summary' sidebar on the right shows '2 Items in Cart'.

click on Next from the Shipping screen

Step 15: Under the Payment Method Option you will find an option to Apply Gift Card.



The screenshot shows the 'Payment Method' screen. The 'Payment Method' section lists several options: VISA (selected), Check / Money order, Credit Card (Authorize.Net CIM), Bank Account (eCheck), Braintree, and PayPal. Below these is an 'Apply Discount Code' dropdown. At the bottom, there is an 'Apply Gift Card' option with a red arrow pointing to it, a text input field for the gift card code, and a 'See Balance' button. A blue 'Apply' button is at the bottom right. The 'Order Summary' sidebar on the right shows a cart subtotal of \$200.00, shipping of \$5.00, tax of \$16.50, and an order total of \$221.50. It also shows the shipping address and the selected 'Best Way - Table Rate' shipping method.



The screenshot shows the checkout interface. On the left, under "Select a new payment method", there are radio buttons for VISA, Check / Money order, Credit Card (Authorize.Net CIM), Bank Account (eCheck), Braintree, and PayPal. Below these is a section for "Apply Gift Card" with a text input field containing "0210D9XB5GNM" and an "Apply" button. On the right, the "Order Summary" shows a Cart Subtotal of \$200.00, Shipping of \$5.00, Tax of \$16.50, and an Order Total of \$221.50. Below this is the "Ship To" address: Lalana S, Camarillo, CA 93012, Camarillo, California 93012, United States, 8054821996. The "Shipping Method" is set to "Best Way - Table Rate".

Enter the code and click on apply

Step 16: You will get an alert from the application that the gift card has been added. on the Order Summary, you will have the option to view the amount removed for the [Gift Card] redemption.

Payment Method

☐ **VISA** ending 1111 (expires: 03/2033)


Select a new payment method

☐ Check / Money order

☐ Credit Card (Authorize.Net CIM)

☐ Bank Account (eCheck)

☐ Braintree

☐  PayPal

Apply Discount Code

Apply Gift Card

☒ Gift Card 0210D9XB5GNM was added.

Order Summary

Cart Subtotal	\$200.00
Remove Gift Card (0210D9XB5GNM)	-\$100.00
Shipping	\$5.00
Best Way - Table Rate	
Tax	\$16.50
Order Total	\$121.50
2 Items in Cart	<input type="button" value="v"/>

Ship To:


Lalana S
Camarillo, CA 93012,
Camarillo, California 93012
United States
8054821996

Shipping Method:

Best Way - Table Rate

Step 17. After completing the payment method your order will be successfully placed.

Welcome, Lalana SI

 **LUMA**

Search entire store here...

Kbottle

Thank you for your purchase! [Print receipt](#)

Your order number is: **244000000688**.

We'll email you an order confirmation with details and tracking info.

About us
Customer Service

Privacy and Cookie Policy
Search Terms
Advanced Search
Contact Us

Step 18: Go to the Connector Logs.

Connector Logs

It's time to change your password.

Filters Default View Columns

Active filters: Group: Order Sync Direction: Magento to Acumatica

352 records found

200 per page 1 of 2

Log Id	Start Time	Complete Time	Group	Action	Sync Direction	Result	Entity Id	Notes	Action
1522524	Dec 6, 2023 6:15:20 PM	Dec 6, 2023 6:15:20 PM	Order	Publisher	Magento to Acumatica	Success		244000000688	View
1522519	Dec 6, 2023 6:13:29 PM	Dec 6, 2023 6:13:33 PM	Order	Create	Magento to Acumatica	Success	688	244000000687	View
1522518	Dec 6, 2023 6:12:50 PM	Dec 6, 2023 6:12:50 PM	Order	Publisher	Magento to Acumatica	Success		244000000687	View
1522511	Dec 6, 2023 6:05:26 PM	Dec 6, 2023 6:05:29 PM	Order	Create	Magento to Acumatica	Success	687	244000000686	View
1522510	Dec 6, 2023 6:04:24 PM	Dec 6, 2023 6:04:24 PM	Order	Publisher	Magento to Acumatica	Success		244000000686	View
1522501	Dec 6, 2023 5:54:31 PM	Dec 6, 2023 5:54:39 PM	Order	Create	Magento to Acumatica	Success	686	244000000685	View
1522500	Dec 6, 2023 5:53:18 PM	Dec 6, 2023 5:53:18 PM	Order	Publisher	Magento to Acumatica	Success		244000000685	View
1522481	Dec 6, 2023 5:06:28 PM	Dec 6, 2023 5:06:35 PM	Order	Create	Magento to Acumatica	Success	685	244000000684	View
1522480	Dec 6, 2023 5:05:35 PM	Dec 6, 2023 5:05:35 PM	Order	Publisher	Magento to Acumatica	Success		244000000684	View
1522471	Dec 6, 2023 4:56:45 PM	Dec 6, 2023 4:57:16 PM	Order	Create	Magento to Acumatica	Success	684	244000000683	View

Connector Logs

It's time to change your password.

Filters Default View Columns


Active filters: Group: Order Sync Direction: Magento to Acumatica

353 records found

200 per page 1 of 2

Log Id	Start Time	Complete Time	Group	Action	Sync Direction	Result	Entity Id	Notes	Action
1522525	Dec 6, 2023 6:16:18 PM	Dec 6, 2023 6:16:22 PM	Order	Create	Magento to Acumatica	Success	689	244000000688	View
1522524	Dec 6, 2023 6:15:20 PM	Dec 6, 2023 6:15:20 PM	Order	Publisher	Magento to Acumatica	Success		244000000688	View
1522519	Dec 6, 2023 6:13:29 PM	Dec 6, 2023 6:13:33 PM	Order	Create	Magento to Acumatica	Success	688	244000000687	View
1522518	Dec 6, 2023 6:12:50 PM	Dec 6, 2023 6:12:50 PM	Order	Publisher	Magento to Acumatica	Success		244000000687	View
1522511	Dec 6, 2023 6:05:26 PM	Dec 6, 2023 6:05:29 PM	Order	Create	Magento to Acumatica	Success	687	244000000686	View
1522510	Dec 6, 2023 6:04:24 PM	Dec 6, 2023 6:04:24 PM	Order	Publisher	Magento to Acumatica	Success		244000000686	View
1522501	Dec 6, 2023 5:54:31 PM	Dec 6, 2023 5:54:39 PM	Order	Create	Magento to Acumatica	Success	686	244000000685	View
1522500	Dec 6, 2023 5:53:18 PM	Dec 6, 2023 5:53:18 PM	Order	Publisher	Magento to Acumatica	Success		244000000685	View
1522481	Dec 6, 2023 5:06:28 PM	Dec 6, 2023 5:06:35 PM	Order	Create	Magento to Acumatica	Success	685	244000000684	View
1522480	Dec 6, 2023 5:05:35 PM	Dec 6, 2023 5:05:35 PM	Order	Publisher	Magento to Acumatica	Success		244000000684	View
1522471	Dec 6, 2023 4:56:45 PM	Dec 6, 2023 4:57:16 PM	Order	Create	Magento to Acumatica	Success	684	244000000683	View

Step 19: Click on the [Entity Id]. On the Order details, you can view the Gift Card Number and Amount which has been deducted from the Order Total.


#244000000688

[← Back](#)
[Login as Customer](#)
[Cancel](#)
[Send Email](#)
[Hold](#)
[Invoice](#)
[Ship](#)
[Reorder](#)
[Edit](#)
[Order Lookup](#)

Items Ordered

Product	Item Status	Original Price	Price	Qty	Subtotal	Tax Amount	Tax Percent	Discount Amount	Row Total
Airpods SKU: AIRPODS	Ordered	\$100.00	\$100.00	Ordered 2	\$200.00	\$16.50	8.25%	\$0.00	\$216.50

Order Total

Notes for this Order

Status
Pending


Comment

☐ Notify Customer by Email
☐ Visible on Storefront
[Submit Comment](#)

Order Totals

Subtotal	\$200.00
Shipping & Handling	\$5.00
Tax	\$16.50
Gift Card (0210D9XB5GNM)	-\$100.00
Grand Total	\$121.50
Total Paid	\$0.00
Total Refunded	\$0.00
Total Due	\$121.50

Gift Card Coupon Details


#244000000688

[← Back](#)
[Login as Customer](#)
[Cancel](#)
[Send Email](#)
[Hold](#)
[Invoice](#)
[Ship](#)
[Reorder](#)
[Edit](#)
[Order Lookup](#)

It's time to change your password.

ORDER VIEW

[Information](#)
[Invoices](#)
[Credit Memos](#)
[Shipments](#)
[Comments History](#)

Order & Account Information

Order # 244000000688 (The order confirmation email was sent)

Order Date	Dec 6, 2023, 6:14:37 PM
Order Status	Pending
Purchased From	Main Website Main Website Store Default Store View
Placed from IP	49.204.10.187

Account Information [Edit Customer](#)

Acumatica order number: OS11111610

Customer Name	Lalana S
Email	lalana@test.com
Customer Group	General

Address Information

Billing Address [Edit](#)

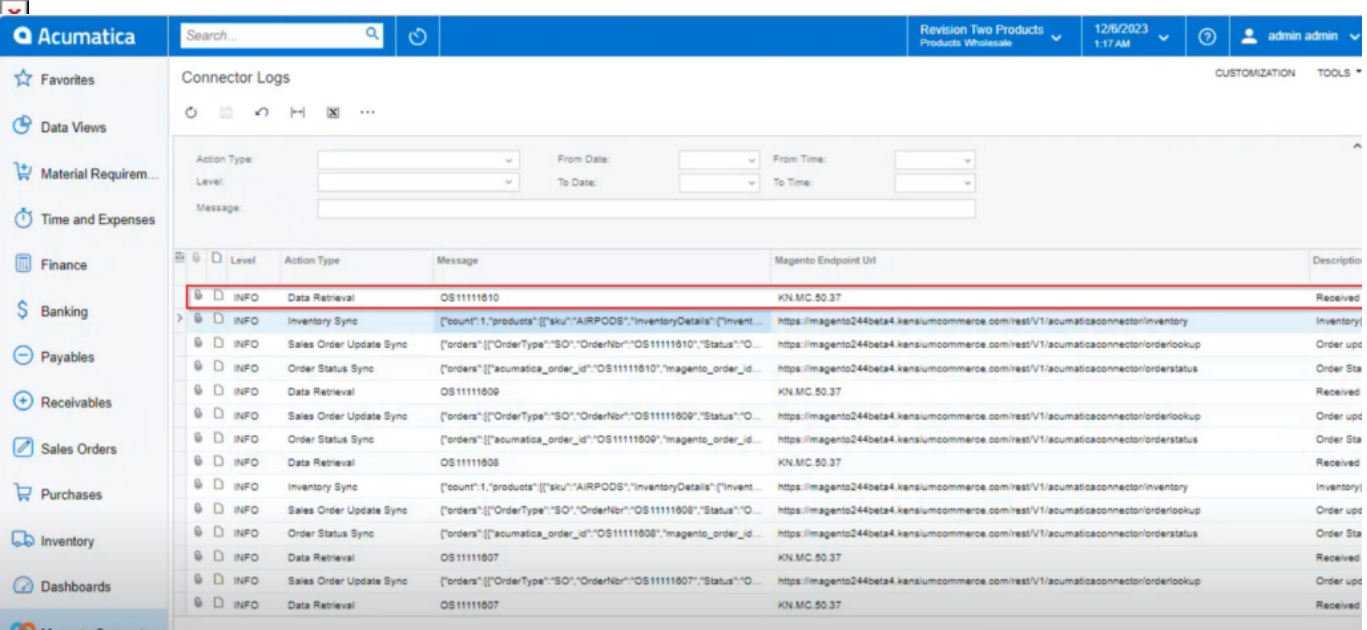
Lalana S
Camarillo, CA 93012
Camarillo, California, 93012
United States
T: 8054821996

Shipping Address [Edit](#)

Lalana S
Camarillo, CA 93012
Camarillo, California, 93012
United States
T: 8054821996

Acumatica Order Number

Step 20: Go to the Acumatica Log and from there go to the Sales order of the Acumatica



Acumatica Connector Logs

Search...

Revision Two Products
Products Wholesale

12/6/2023
1:17 AM

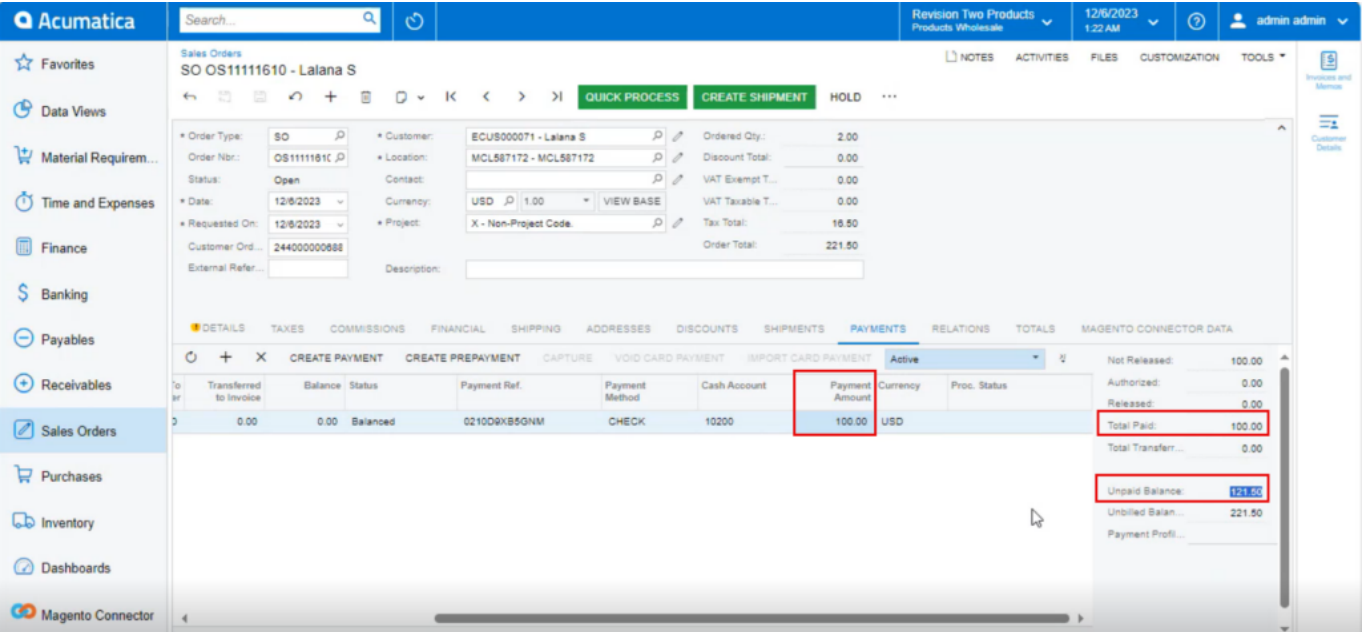
admin admin

CUSTOMIZATION TOOLS

Action Type: Level: Message: From Date: To Date: From Time: To Time:

Level	Action Type	Message	Magento Endpoint Url	Description
INFO	Data Retrieval	OS11111610	KN.MC.50.37	Received
INFO	Inventory Sync	["count":1,"products":[{"sku":"AIRPODS","inventoryDetails":{"invent...	https://magento244beta4.kensiumcommerce.com/rest/V1/acumaticaconnector/inventory	Inventory
INFO	Sales Order Update Sync	["orders":[{"OrderType":"SO","OrderNbr":"OS11111610","Status":"O...	https://magento244beta4.kensiumcommerce.com/rest/V1/acumaticaconnector/orderlookup	Order upd
INFO	Order Status Sync	["orders":[{"acumatica_order_id":"OS11111610","magento_order_id...	https://magento244beta4.kensiumcommerce.com/rest/V1/acumaticaconnector/orderstatus	Order Sta
INFO	Data Retrieval	OS11111609	KN.MC.50.37	Received
INFO	Sales Order Update Sync	["orders":[{"OrderType":"SO","OrderNbr":"OS11111609","Status":"O...	https://magento244beta4.kensiumcommerce.com/rest/V1/acumaticaconnector/orderlookup	Order upd
INFO	Order Status Sync	["orders":[{"acumatica_order_id":"OS11111609","magento_order_id...	https://magento244beta4.kensiumcommerce.com/rest/V1/acumaticaconnector/orderstatus	Order Sta
INFO	Data Retrieval	OS11111608	KN.MC.50.37	Received
INFO	Inventory Sync	["count":1,"products":[{"sku":"AIRPODS","inventoryDetails":{"invent...	https://magento244beta4.kensiumcommerce.com/rest/V1/acumaticaconnector/inventory	Inventory
INFO	Sales Order Update Sync	["orders":[{"OrderType":"SO","OrderNbr":"OS11111608","Status":"O...	https://magento244beta4.kensiumcommerce.com/rest/V1/acumaticaconnector/orderlookup	Order upd
INFO	Order Status Sync	["orders":[{"acumatica_order_id":"OS11111608","magento_order_id...	https://magento244beta4.kensiumcommerce.com/rest/V1/acumaticaconnector/orderstatus	Order Sta
INFO	Data Retrieval	OS11111607	KN.MC.50.37	Received
INFO	Sales Order Update Sync	["orders":[{"OrderType":"SO","OrderNbr":"OS11111607","Status":"O...	https://magento244beta4.kensiumcommerce.com/rest/V1/acumaticaconnector/orderlookup	Order upd
INFO	Data Retrieval	OS11111607	KN.MC.50.37	Received

Step 21: Go to Sales Order and go to the Payment Tab. The Gift Card amount will be shown under Total Paid, and the Balance amount is Unpaid Balance in Acumatica.



Acumatica

Search...

Revision Two Products
Products Wholesale

12/6/2023
1:22 AM

admin admin

NOTES ACTIVITIES FILES CUSTOMIZATION TOOLS

Sales Orders
SO OS11111610 - Lalana S

QUICK PROCESS CREATE SHIPMENT HOLD

Order Type: SO Customer: ECUS000071 - Lalana S Ordered Qty: 2.00
Order Nbr: OS11111610 Location: MCL587172 - MCL587172 Discount Total: 0.00
Status: Open Contact: VAT Exempt T... 0.00
Date: 12/6/2023 Currency: USD 1.00 VIEW BASE VAT Taxable T... 0.00
Requested On: 12/6/2023 Project: X - Non-Project Code Tax Total: 16.50
Customer Ord... 244000000988 Order Total: 221.50
External Refer... Description:

DETAILS TAXES COMMISSIONS FINANCIAL SHIPPING ADDRESSES DISCOUNTS SHIPMENTS PAYMENTS RELATIONS TOTALS MAGENTO CONNECTOR DATA

CREATE PAYMENT CREATE PREPAYMENT CAPTURE VOID CARD PAYMENT IMPORT CARD PAYMENT Active

To	Transferred to Invoice	Balance	Status	Payment Ref.	Payment Method	Cash Account	Payment Amount	Currency	Proc. Status
	0.00	0.00	Balanced	021009KB5GNM	CHECK	10200	100.00	USD	

Not Released: 100.00
Authorized: 0.00
Released: 0.00
Total Paid: 100.00
Total Transfer... 0.00
Unpaid Balance: 121.50
Unbilled Balan... 221.50
Payment Profi...