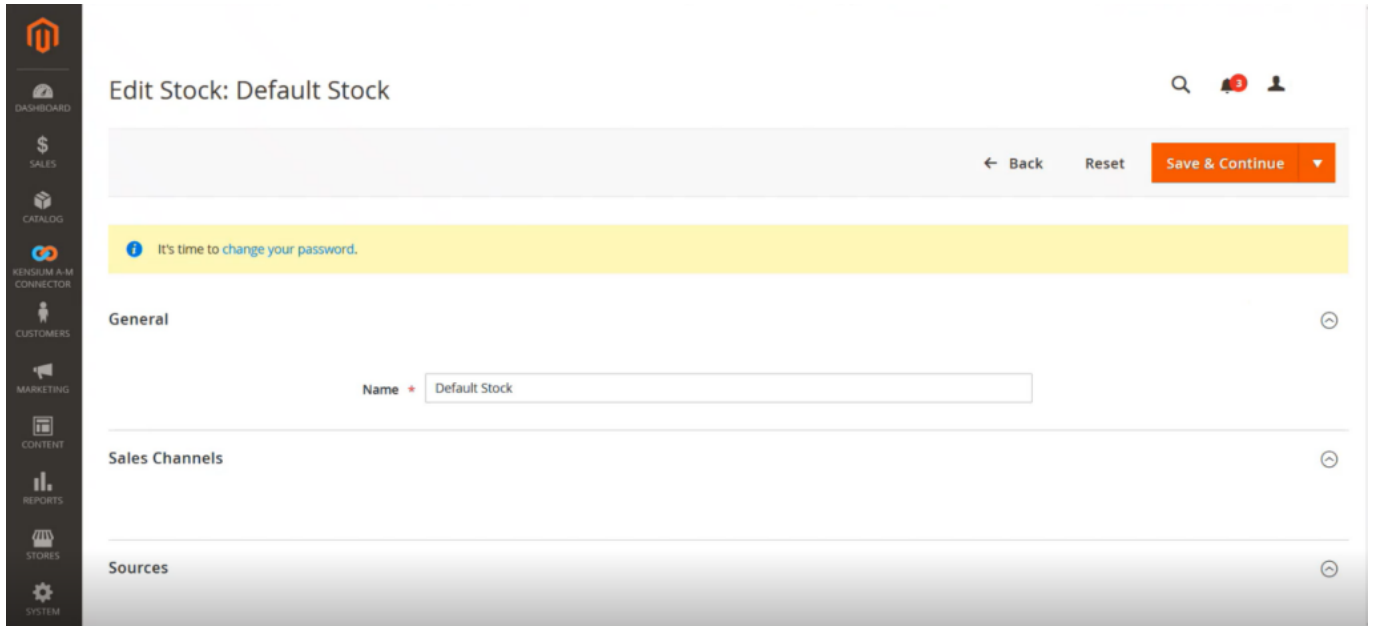


# Add & Create a new Stock



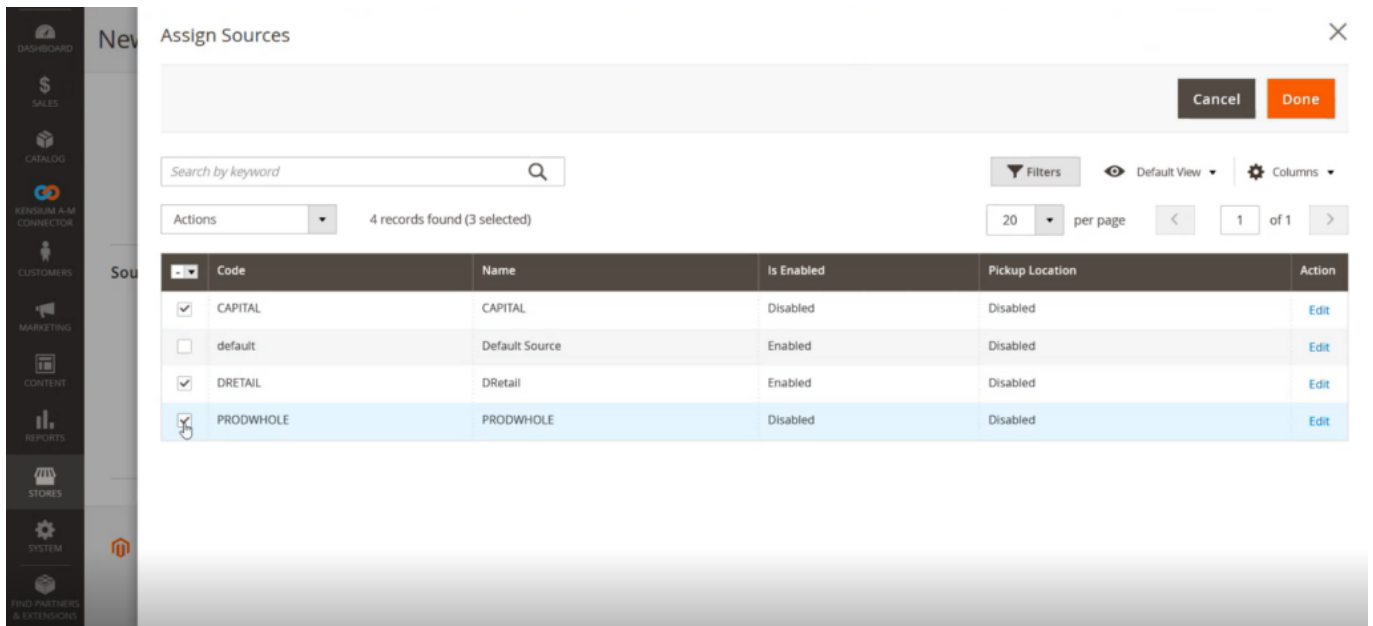
From this section, you can add or create a new stock. Under the Sources, you can Assign Sources. You must map them with the stock.



The screenshot shows the 'Edit Stock: Default Stock' page. On the left is a dark sidebar with icons for Dashboard, Sales, Catalog, Integration & API Connector, Customers, Marketing, Content, Reports, Stores, and System. The main area has a header 'Edit Stock: Default Stock' with search, notification, and user icons. Below the header is a bar with 'Back', 'Reset', and 'Save & Continue' buttons. A yellow message box states 'It's time to change your password.' The page is divided into sections: 'General' with a 'Name' field containing 'Default Stock'; 'Sales Channels'; and 'Sources'.

Option to Add or Create Stock

In the Assign Sources upon clicking on the button the following screen will appear. You need to check the code.



**Assign Sources**

Search by keyword

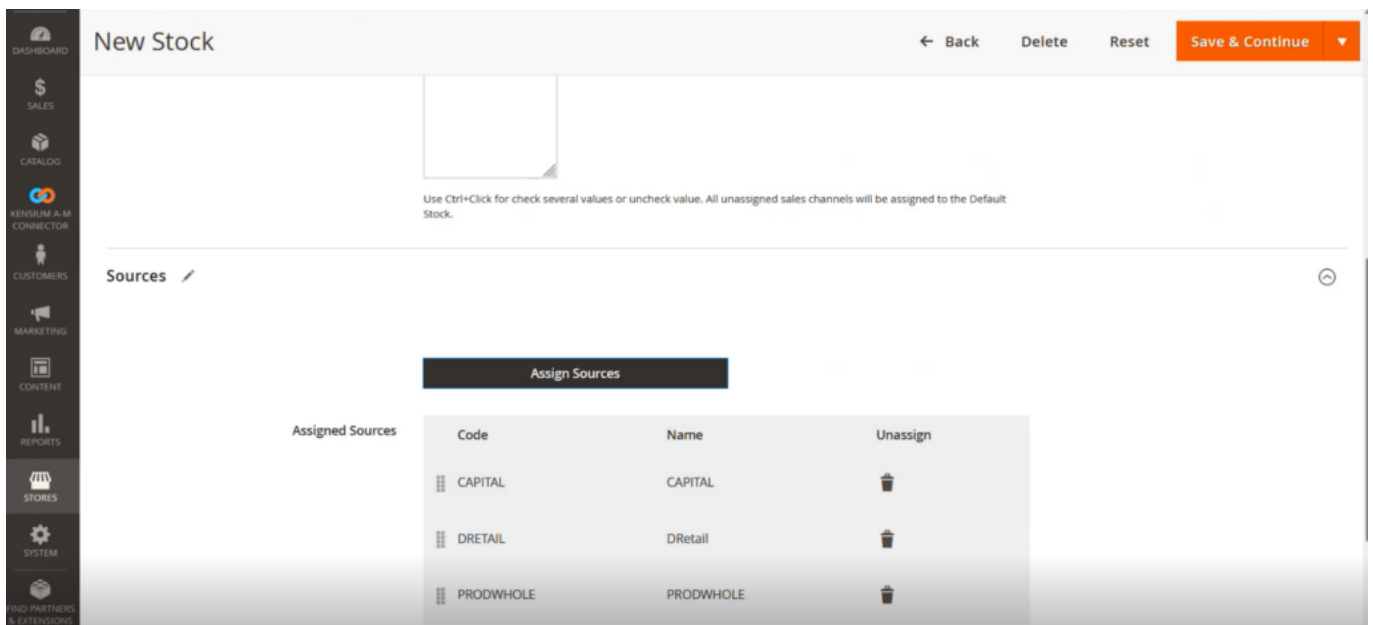
Filters Default View Columns

Actions 4 records found (3 selected) 20 per page 1 of 1

	Code	Name	Is Enabled	Pickup Location	Action
<input checked="" type="checkbox"/>	CAPITAL	CAPITAL	Disabled	Disabled	<a href="#">Edit</a>
<input type="checkbox"/>	default	Default Source	Enabled	Disabled	<a href="#">Edit</a>
<input checked="" type="checkbox"/>	DRETAIL	DRetail	Enabled	Disabled	<a href="#">Edit</a>
<input checked="" type="checkbox"/>	PRODWHOLE	PRODWHOLE	Disabled	Disabled	<a href="#">Edit</a>

### Assign Sources Checkbox

Now the application will add the selected coded in Assign Sources in the new stock browse and [Save] it.



**New Stock** Back Delete Reset Save & Continue

Use Ctrl+Click for check several values or uncheck value. All unassigned sales channels will be assigned to the Default Stock.

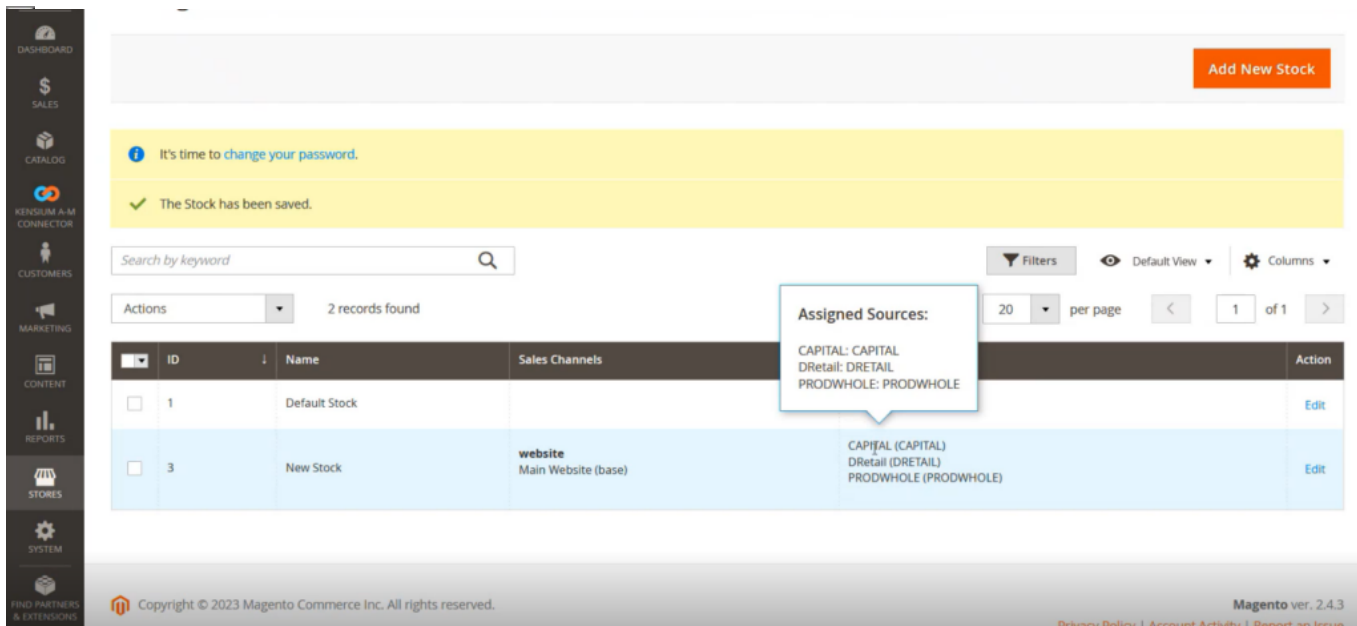
**Sources**

**Assign Sources**

Assigned Sources	Code	Name	Unassign
<input checked="" type="checkbox"/>	CAPITAL	CAPITAL	
<input checked="" type="checkbox"/>	DRETAIL	DRetail	
<input checked="" type="checkbox"/>	PRODWHOLE	PRODWHOLE	

### Assign New Sources

You have added a new Stock which is the Main Website with the sources or the stores.



Dashboard  
SALES  
CATALOG  
KENDU-M-A-M CONNECTOR  
CUSTOMERS  
MARKETING  
CONTENT  
REPORTS  
STORES  
SYSTEM  
FIND PARTNERS & EXTENSIONS

**Add New Stock**

It's time to change your password.

The Stock has been saved.

Search by keyword

Filters Default View Columns

20 per page 1 of 1

ID	Name	Sales Channels	Action
1	Default Stock		Edit
3	New Stock	website Main Website (base)	Edit

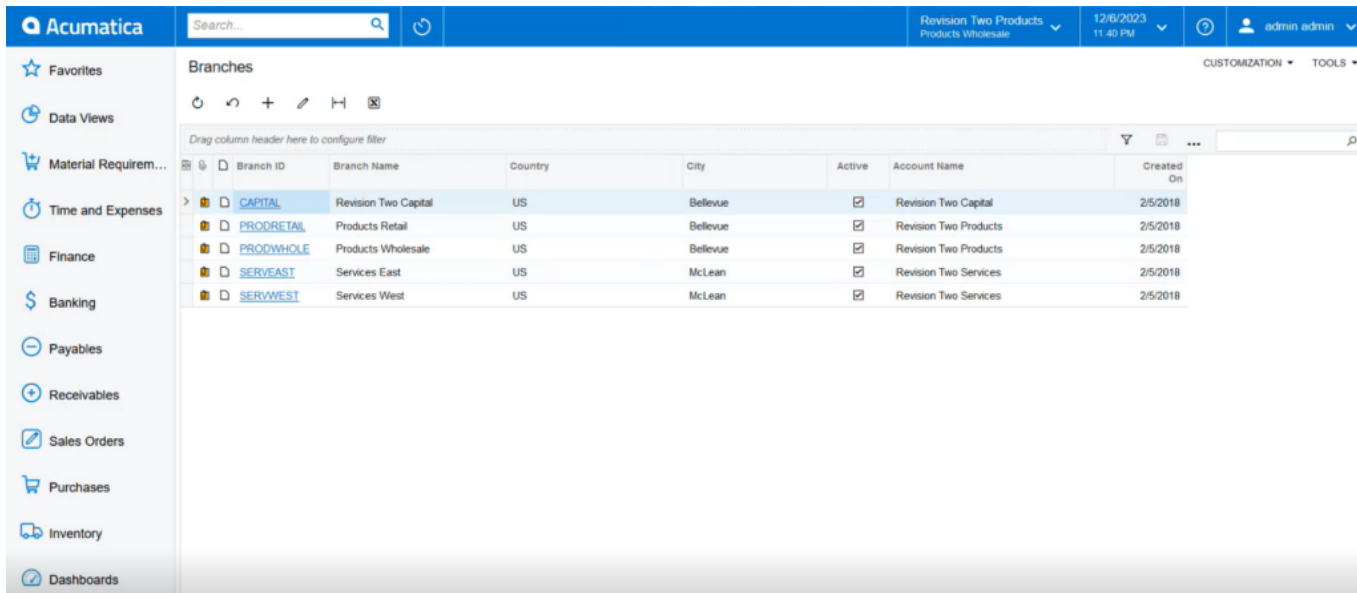
Assigned Sources:  
CAPITAL: CAPITAL  
DRETAIL: DRETAIL  
PRODWHOLE: PRODWHOLE

CAPITAL (CAPITAL)  
DRETAIL (DRETAIL)  
PRODWHOLE (PRODWHOLE)

Copyright © 2023 Magento Commerce Inc. All rights reserved. Magento ver. 2.4.3

New Stock with mapped sources

In Magento we have the [Sources] whereas in Acumatica we have the Warehouses.



Acumatica

Search...

Revision Two Products  
Products Wholesale

12/6/2023  
11:40 PM

admin admin

CUSTOMIZATION TOOLS

Branches

Drag column header here to configure filter

Branch ID	Branch Name	Country	City	Active	Account Name	Created On
CAPITAL	Revision Two Capital	US	Bellevue	✓	Revision Two Capital	2/5/2018
PRODWHOLE	Products Retail	US	Bellevue	✓	Revision Two Products	2/5/2018
PRODWHOLE	Products Wholesale	US	Bellevue	✓	Revision Two Products	2/5/2018
SERVEAST	Services East	US	McLean	✓	Revision Two Services	2/5/2018
SERVEAST	Services West	US	McLean	✓	Revision Two Services	2/5/2018

Favorites  
Data Views  
Material Requirement...  
Time and Expenses  
Finance  
Banking  
Payables  
Receivables  
Sales Orders  
Purchases  
Inventory  
Dashboards

## Warehouses in Acumatica

